

1-2-3 Draw

Wild Animals

**A step
by step
guide**




**by
Freddie
Levin**



1-2-3 Draw

Wild Animals

A step
by step
guide



by
**Freddie
Levin**

Peel Productions, Inc.

Before you begin

You will need:

1. a pencil
2. an eraser
3. a pencil sharpener
4. lots of paper (recycle and re-use!)
5. colored pencils
6. a folder for saving work
7. a comfortable place to draw
8. good light



Now let's begin...!

Copyright ©2001 Freddie Levin.
All rights reserved, including the right of reproduction in whole or in part, in any form.
Published by Peel Productions, Inc.
Printed in Hong Kong.

Library of Congress Cataloging-in-Publication Data
Levin, Freddie.

1-2-3 draw wild animals: a step by step guide / by Freddie Levin. p. cm.
Includes index.
ISBN 0-939217-42-2 (paper: alk. paper)
1. Animals in art--Juvenile literature. 2. Wildlife art--Juvenile literature. 3. Drawing--Technique--Juvenile literature. [I. Animals in art. 2. Drawing--Technique.] I. Title: Wild animals. II. Title: One-two-three draw wild animals. III. Title.

NC780 .L44 2001 743.6--dc21

2001018530

Distributed to the trade and art markets in North America by

NORTH LIGHT BOOKS,
an imprint of F&W Publications, Inc.
4700 East Galbraith Road
Cincinnati, OH 45236

(800) 289-0963

Contents

Circles, ovals and eggs	4
Wild animals from Africa	5
Wild animals from Asia	20
Wild animals from South America	30
Wild animals from North America	41
Wild animals from Australia	54
Wild animals from the Arctic	60
Index	64

Important drawing tip number 1:


*** Draw lightly at first, so you can erase extra lines. ***

Important drawing tip number 2:

*** Have fun drawing dinosaurs and other prehistoric animals! ***

Important drawing tip number 3:

*** Practice, practice, practice and you **will** get better! ***



Circles, Ovals and Eggs

The drawings in this book start with three basic shapes:



circle



oval




egg

*A circle is perfectly round.

*An oval is a squashed circle.

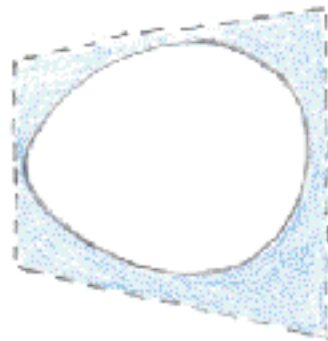
*An egg is an oval with one side fatter than the other.



A **circle**
fits inside
a square.



An **oval**
fits inside
a rectangle.



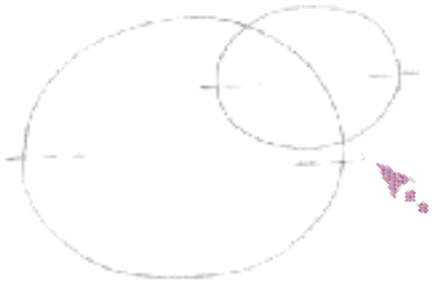
An **egg**
fits inside
a trapezoid.

The more you practice drawing **circles**, **ovals**,
and **eggs**, the easier it will be.

Draw lightly!
Have fun!
Practice makes better!

COPYRIGHTED MATERIAL

Bush baby



1 Start with a **circle** and an **oval**. Notice how they overlap.

2 Draw two ears, two big googly eyes, and a U shape for the nose.



3 Draw a long curling tail. Draw small **oval** toes.

4 Draw lines inside each ear. Make small dashes for eyebrows. Add leg lines.



5 To finish the drawing, erase extra lines. Shade and color your bush baby. Give it a tree to sit in.

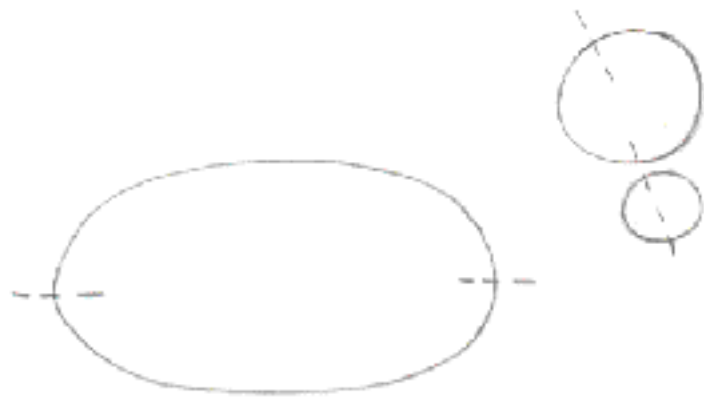
Bush babies are tiny tree-dwelling lemurs. They are nocturnal which means they are active at night. They are great leapers and their big googly eyes help them see in the dark. They eat insects, eggs, fruit and small animals.

COPYRIGHTED MATERIAL

Zebra

DRAW LIGHTLY!

- 1 Start with a large **oval** and two **circles**: one small and one medium size. Notice the angles of the shapes and the distance between the three shapes.




- 2 Connect the shapes with curved lines. Draw an ear and the beginning of a tail.



- 3 Draw an eye, nostril and mouth. Add the mane. Complete the tail. Draw the top sections of four legs.



COPYRIGHTED MATERIAL



4 Complete all four legs. Notice that each leg is in three sections.



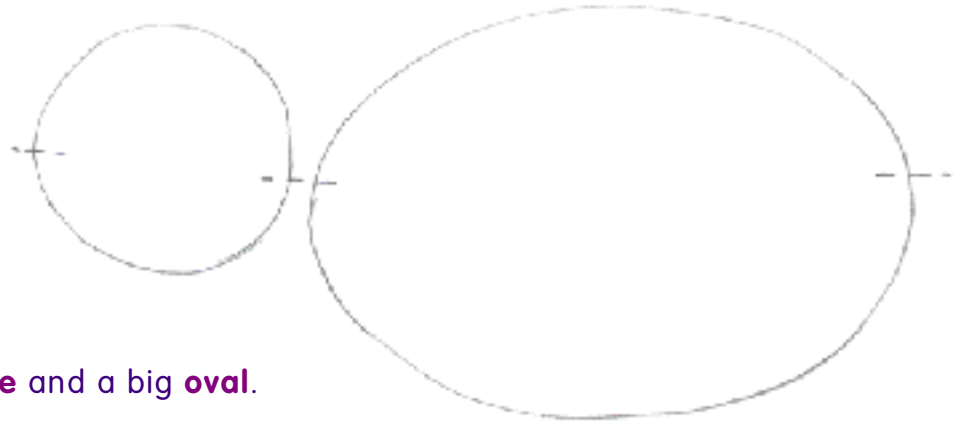
5 To complete the drawing, erase extra lines. Add the zebra's spectacular stripes. They are complicated, so take your time and do a small section at a time.

Zebra's are grazing animals that live in herds. A fancy cousin of the horse, each zebra's stripes are as individual as fingerprints. A mother zebra can tell which baby is hers by its stripes. Do you think it's like reading a bar code at the grocery store?

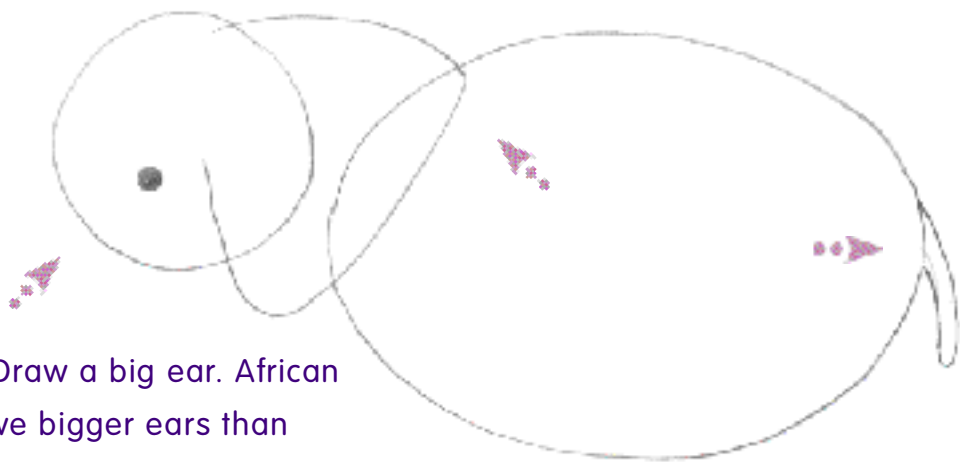
COPYRIGHTED MATERIAL

Elephant


HAVE FUN!



- 1 Start with a **circle** and a big **oval**.



- 2 Add an eye. Draw a big ear. African elephants have bigger ears than their Asian cousins. Add a tail.




- 3 Draw the elephant's trunk and mouth. Add two sturdy legs. Finish the tail.

COPYRIGHTED MATERIAL

Elephants are the largest living land mammal. Mother elephants are pregnant for almost two years and baby elephants weigh around two hundred and fifty pounds at birth. Intelligent and social, they live in herds.


An elephant is the only animal with a trunk. Elephants use it to shower, carry food, cuddle a baby, sniff the wind, roll a heavy log, or greet a friend. When elephants meet each other, they put the tips of their trunks in each other's mouths.



4 Draw two more legs. Add a tusk.

5 To finish the drawing, erase extra lines. Add shading and color your elephant grey.

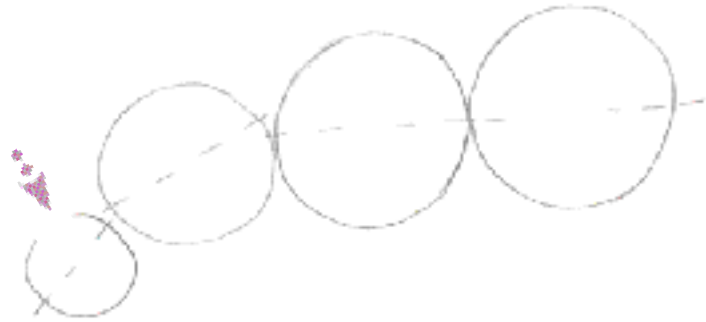
Excellent elephant!



COPYRIGHTED MATERIAL

Warthog

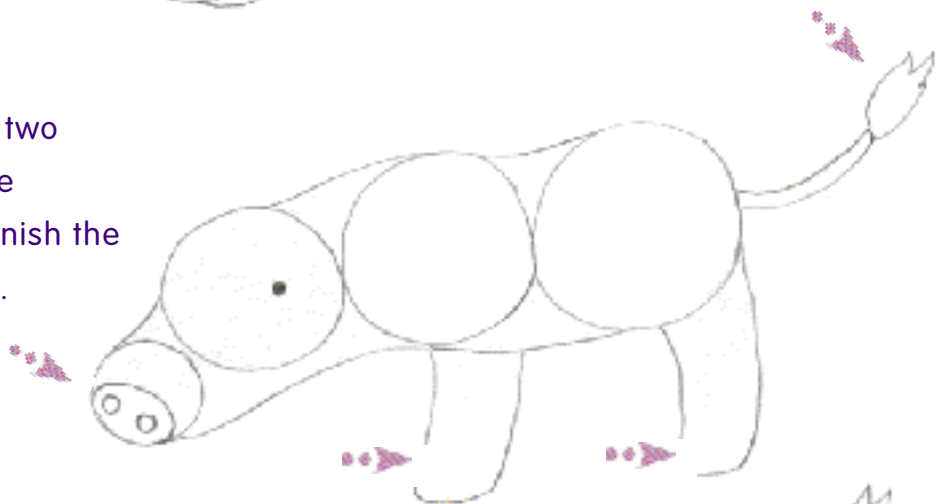
- 1 Start with a series of four **circles**. Draw the smallest lower than the others.



- 2 Carefully connect the **circles** with curved lines. Draw an eye and add the beginning of a tail.



- 3 Draw an **oval** with two small **circles** for the warthog's snout. Finish the tail. Draw two legs.




- 4 Draw ears. Add two more legs.



COPYRIGHTED MATERIAL

PRACTICE MAKES BETTER!



5 Add hooves and tusks.
Draw lines inside the ears.



6 Draw a long bristly mane
on the back and forehead.

7 To finish your drawing,
erase extra lines. Shade
your warthog and add
color.

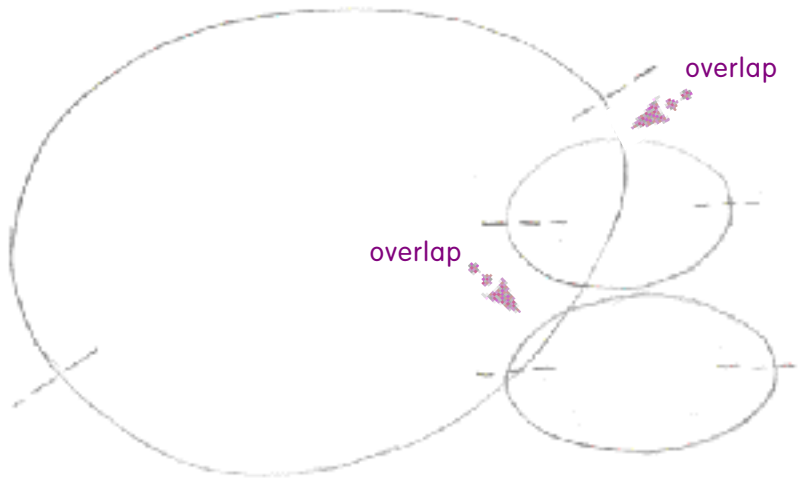


A warthog is a wild African pig. It lives in burrows, and likes to enter them backwards. Its tusks are used for digging and defense. The warthog diet consists of roots, eggs and small mammals.

COPYRIGHTED MATERIAL

Hippopotamus


1 Start with a big **oval** and two smaller **ovals**. Notice how the two small **ovals** overlap the bigger one.




2 Connect the two smaller **ovals** with curved lines. Connect the head to the body with a curved line. Add two ears and eyes.




3 Draw nostrils. Add the lower jaw. Draw two legs.



COPYRIGHTED MATERIAL



4 Draw another front and rear leg. Add a squiggly tale. Complete the face and ears.



5 Erase extra lines. Shade and color your hippo.

Happy Hippo!

The name 'hippopotamus' means 'river horse' but the hippo is more hog than horse. It lives near water and spends much of its time submerged with only its eyes, ears and nostrils showing. A hippo calf can swim immediately after birth and often nurses underwater. Hippos eat mainly fruit, leaves and grass...a lot of it!

COPYRIGHTED MATERIAL



1-2-3 Draw

ORDER FORM

Peel Productions, Inc.
 c/o Pathway Book Service
 4 White Brook Road • Gilsum, NH 03448
 800-345-6665 • fax 603-357-2073
 pbs@pathwaybook.com

[Click here for secure online ordering](#)

Bill to:	Ship to:

check
 money order
 purchase order # _____
 Visa
 Mastercard
 Card number _____
 Expiration date: _____
 Signature: _____

ISBN	Title	Author	Quantity	Price	Total
1-2-3 Draw series - all full color					
0-939217-40-6	1-2-3 Draw Pets and Farm Animals	Levin	_____	.8.99	_____
0-939217-41-4	1-2-3 Draw Dinosaurs and Prehistoric Animals	Levin	_____	.8.99	_____
0-939217-42-2	1-2-3 Draw Wild Animals	Levin	_____	.8.99	_____
0-939217-43-0	1-2-3 Draw Knights, Castles, and Dragons	Levin	_____	.8.99	_____
0-939217-44-9	1-2-3 Draw Cars, Trucks, and Other Vehicles.	Levin	_____	.8.99	_____
0-939217-45-7	1-2-3 Draw Mythical Creatures	Levin	_____	.8.99	_____
0-939217-46-5	1-2-3 Draw Cartoon People	Barr	_____	.8.99	_____
0-939217-47-3	1-2-3 Draw Cartoon Faces	Barr	_____	.8.99	_____
0-939217-48-1	1-2-3 Draw Cartoon Animals	Barr	_____	.8.99	_____
0-939217-70-8	1-2-3 Draw Cartoon Wildlife.	Barr	_____	.8.99	_____
0-939217-71-6	1-2-3 Draw Cartoon Aliens and Space Stuff.	Barr	_____	.8.99	_____
0-939217-72-4	1-2-3 Draw Cartoon Sea Critters	Barr	_____	.8.99	_____
0-939217-73-2	1-2-3 Draw Cool Cartoon Stuff	Barr	_____	.8.99	_____
0-939217-74-0	1-2-3 Draw Cartoon Monsters (spring 2004)	Barr	_____	.8.99	_____

Draw Series - black and white except as noted

0-939217-14-7	Draw 3-D	DuBosque.	_____	.8.99	_____
0-939217-31-7	Draw Alien Fantasies	Reinagle	_____	.8.99	_____
0-939217-29-5	Draw Cars (rev ed).	DuBosque.	_____	.8.99	_____
0-939217-26-0	Draw Desert Animals.	DuBosque.	_____	.8.95	_____
0-939217-22-8	Draw Dinosaurs	DuBosque.	_____	.8.99	_____
0-939217-25-2	Draw Grassland Animals.	DuBosque.	_____	.8.99	_____
0-939217-28-7	Draw Insects.	DuBosque.	_____	.8.95	_____
0-939217-33-3	Draw Magical Fantasies - full color	Reinagle	_____	.8.99	_____
0-939217-30-9	Draw Medieval Fantasies.	Reinagle	_____	.8.99	_____
0-939217-24-4	Draw Ocean Animals.	DuBosque.	_____	.8.99	_____
0-939217-23-6	Draw Rainforest Animals	DuBosque.	_____	.8.99	_____
0-939217-32-5	Draw Sports Figures.	Reinagle	_____	.8.99	_____
0-939217-16-3	Learn To Draw NOW!	DuBosque.	_____	.8.99	_____

Order more and save! Order 10 or more books and pay only \$7.25 each! (shipping \$3.95 per order)

subtotal. _____
 shipping. **3.95**
 TOTAL _____

Art Instruction / Drawing

1-2-3 Draw Wild Animals

Starting with a pencil and simple shapes, young artists can create charming, whimsical animals following clear, step by step instructions.

For added fun, final drawings include color.

Grab a pencil and let's get started!



Freddie Levin has been drawing and painting for as long as she can remember. She currently divides her time between illustration and teaching art to young children. She lives in the Chicago area with her son and four noisy, colorful birds.



UPC



31951

\$8.95

ISBN 0 939217 422

EAN



9 780939 217422