



Standard Specification for Staple, Handgrab, Handle, and Stirrup Rung¹

This standard is issued under the fixed designation F 783; the number immediately following the designation indicates the year of original adoption or, in the case of revision, the year of last revision. A number in parentheses indicates the year of last approval. A superscript epsilon (ϵ) indicates an editorial change since the last revision or reapproval.

This standard has been approved for use by agencies of the Department of Defense.

1. Scope

1.1 This specification provides design, construction for steel staples, handgrabs, handles, and individual stirrup rungs.

1.2 The staples, handgrabs, and handles depicted in this specification are for use on steel structures including all parts of ships' structure as necessary. The individual stirrup rungs are for use on bulkheads or structure as deemed necessary.

1.3 Values stated in inch-pound units are to be regarded as the standard.

2. Referenced Documents

2.1 *ASTM Standards*:²

A 575 Specification for Steel Bars, Carbon, Merchant Quality, M-Grades

3. Terminology

3.1 *Definitions of Terms Specific to This Standard*:

3.1.1 *handgrab or handle*—bent round bar of various sizes for use on miscellaneous hatch covers, manholes, above access openings, and so forth.

3.1.2 *staple*—a U-shaped round bar of various sizes used to provide an anchor end for lashings, portable chain connections, lifting slings, and so forth.

3.1.3 *stirrup rung*—a double-bend-shaped square bar intended for use as a single step or supplementary steps in place of a vertical ladder.

4. Ordering Data

4.1 The purchaser's ordering data shall include the following:

4.1.1 Quantity, size, and type.

4.1.2 Finish if other than specified in 7.1 and 7.2.

5. Materials and Manufacture

5.1 Staple, handgrab, handle, and stirrup rung shall be made of steel in accordance with Grade M 1020 of Specification A 575.

6. Dimensions

6.1 Dimensions of staple shall be as indicated in Table 1.

6.2 Dimensions of handgrab and handle shall be as indicated in Table 2.

6.3 Dimension of stirrup rung shall be as indicated in Table 3.

6.4 Dimensions are given in inches; millimetre equivalents appear in parentheses, and apply to this specification only.

7. Finish

7.1 Unless otherwise required by the ordering data, manufacturer's standard sandblast shall be acceptable. All rough edges shall be dressed smooth by grinding.

7.2 Unless otherwise required by the ordering data, all staples, handgrabs, handles, and stirrup rungs shall be coated with a nonhazardous corrosion inhibiting primer coating by the manufacturer.

8. Product Marking

8.1 Each staple, handgrab, handle, and stirrup rung shall be marked with the purchase order number, item number from purchase order, ASTM designation number, and manufacturer's name. Marking may be by paint, stencil, or weatherproof tag.

NOTE 1—When units of identical size are shipped together as a package, each dozen or less may be marked by a single weatherproof tag in place of marking or tagging each individual unit.

9. Packaging and Package Marking

9.1 Packaging shall be provided and be acceptable to a common carrier.

10. Keywords

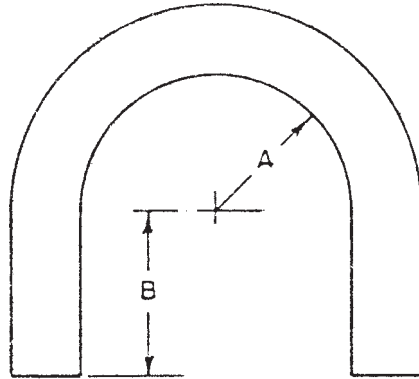
10.1 bulkheads; handgrabs; handles; marine steel structures; stirrup rung

¹ This specification is under the jurisdiction of ASTM Committee F25 on Ships and Marine Technology and is the direct responsibility of Subcommittee F25.03 on Outfitting and Deck Machinery.

Current edition approved Dec. 1, 2003. Published January 2004. Originally approved in 1982. Last previous edition approved in 1998 as F 783 – 88 (1998).

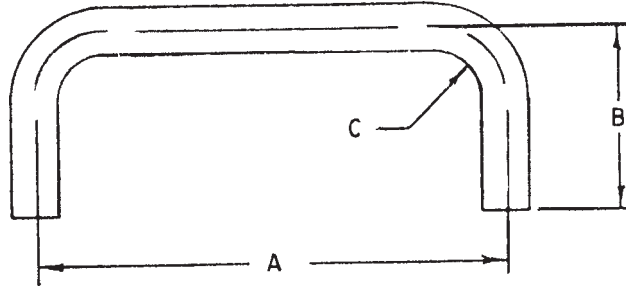
² For referenced ASTM standards, visit the ASTM website, www.astm.org, or contact ASTM Customer Service at service@astm.org. For *Annual Book of ASTM Standards* volume information, refer to the standard's Document Summary page on the ASTM website.

TABLE 1 Dimensions of Staple, in. (mm)



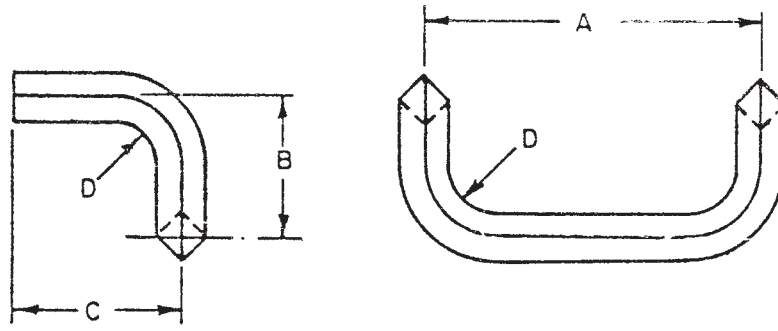
Type	Round Bar Diameter, in. (mm)	Dimensions, in. (mm)	
		A	B
I	3/8 (10)	3/8 (10)	1 (25)
II	1/2 (13)	5/8 (16)	1 1/2 (38)
III	3/4 (19)	1 1/2 (38)	2 (51)
IV	1 (25)	1 3/4 (44)	3 (76)
V	1 1/2 (38)	2 (51)	4 (102)

TABLE 2 Dimensions of Handgrab and Handle, in. (mm)



Type	Round Bar Diameter in., (mm)	Dimensions, in. (mm)		
		A	B	C
I	1/2 (13)	5 (127)	2 1/2 (64)	1/2 (13)
II	5/8 (16)	12 (305)	4 (102)	15/16 (24)
III	5/8 (16)	8 (203)	4 (102)	15/16 (24)

TABLE 3 Dimensions of Stirrup Rung, in. (mm)



Type	Square Bar	Dimensions, in. (mm)			
		A	B	C	D
I	3/4 (19)	16 3/4 (425)	4 1/2 (114)	7 (178)	1 5/8 (41)

ASTM International takes no position respecting the validity of any patent rights asserted in connection with any item mentioned in this standard. Users of this standard are expressly advised that determination of the validity of any such patent rights, and the risk of infringement of such rights, are entirely their own responsibility.

This standard is subject to revision at any time by the responsible technical committee and must be reviewed every five years and if not revised, either reapproved or withdrawn. Your comments are invited either for revision of this standard or for additional standards and should be addressed to ASTM International Headquarters. Your comments will receive careful consideration at a meeting of the responsible technical committee, which you may attend. If you feel that your comments have not received a fair hearing you should make your views known to the ASTM Committee on Standards, at the address shown below.

This standard is copyrighted by ASTM International, 100 Barr Harbor Drive, PO Box C700, West Conshohocken, PA 19428-2959, United States. Individual reprints (single or multiple copies) of this standard may be obtained by contacting ASTM at the above address or at 610-832-9585 (phone), 610-832-9555 (fax), or service@astm.org (e-mail); or through the ASTM website (www.astm.org).