



Standard Specification for Letters and Numerals for Ships¹

This standard is issued under the fixed designation F 906; the number immediately following the designation indicates the year of original adoption or, in the case of revision, the year of last revision. A number in parentheses indicates the year of last approval. A superscript epsilon (ϵ) indicates an editorial change since the last revision or reapproval.

This standard has been approved for use by agencies of the Department of Defense.

1. Scope

1.1 This specification specifies shape, size, spacing, and shading of letters and numerals to be used aboard ship.

1.2 *Characters are of Five Types:*

1.2.1 Type 1—Plain letters and numerals (16 units).

1.2.2 Type 2—Block letters and numerals (12 units).

1.2.3 Type 3—Type 2 characters with shading (shading—1 unit).

1.2.4 Type 4—Block letters (10 units) and numerals (12 units).

1.2.5 Type 5—Type 4 characters with shading (shading—1 unit).

1.3 This specification does not give location or size of various shipboard markings incorporating letters and numerals.

2. Ordering Information

2.1 When ordering letters and numerals in accordance with this specification, it is necessary to state the ASTM designation and the type and height of the character.

3. General Requirements

3.1 Characters are designed using the grid method which allows the size of the character to be changed proportionately as required.

3.1.1 *Character Stroke* (thickness—2 units).

3.1.2 *Character Width:*

3.1.2.1 Type 1, Plain Characters—12 in accordance with Fig. 1 unless otherwise noted.

3.1.2.2 Type 2, Block Characters—8 units in accordance with Fig. 2 unless otherwise noted.

3.1.2.3 Type 3, Block Characters with Shading—same as Type 2 plus 1 unit for shading in accordance with Fig. 3.

3.1.2.4 Type 4, Block Characters, Letters—width varies. Numerals—8 units.

3.1.2.5 Type 5, Block Characters with Shading—same as Type 4 plus 1 unit for shading.

3.2 *Sizing of the Character:*

3.2.1 *Type 1*—space characters in accordance with Table 1.

3.2.2 *Type 2*—space characters in accordance with Table 1.

3.2.3 *Type 3*—space characters in accordance with Table 1 with 1 unit added to each value for shading.

3.2.4 *Type 4*—space letters in accordance with Fig. 4; spacing shall be equal to the space following the letter. Numerals shall be spaced in accordance with Table 1.

3.2.5 *Type 5*—space letters in accordance with Fig. 5; spacing shall be equal to the space following the letter. Numerals shall be spaced in accordance with Table 1 with 1 unit added to each value for shading.

3.3 *Spacing Between Words, After Punctuation, or Between Sentences:*

3.3.1 The space between words, after a comma, and after a period (as after initials) shall be in accordance with Table 1.

3.3.2 The space between sentences shall be in accordance with Table 1.

3.3.3 The space between a letter and a comma or period (for any use) shall be 2 units.

3.3.4 The space between lines shall be equal to one half the height of the tallest letter.

4. Keywords

4.1 block characters; block letters; block numerals; letters; marine; numerals; plain letters; plain numerals; shading; ship; ship letters; ship markings; ship numerals

¹ This specification is under the jurisdiction of ASTM Committee F25 on Ships and Marine Technology and is the direct responsibility of Subcommittee F25.07 on General Requirements.

Current edition approved Dec. 1, 2003. Published January 2004. Originally approved in 1984. Last previous edition approved in 1998 as F 906 – 85 (1998).

TABLE 1 Spacing Between Letters and Numerals^A

Letters and Numerals	Units															
	4	3¾	3½	3	2½	2	1¾	1½	1	½	¼	Δ¼	Δ½	Δ1	Δ1¼	Δ1½
A					*	+		Z 7	A,X	J	4	V,W,Y	T			

TABLE 1 Continued

Units																
Letters and Numerals	4	3¾	3½	3	2½	2	1¾	1½	1	½	¼	Δ¼	Δ½	Δ1	Δ1¼	Δ1½
B,D,O,Q,S 3,5,8			*	+		A,V,W, X,Z 7		J,T,Y 4								
C,E,R				*	+			A,V,W, X,Z 7	J,T,Y 4							
F						*		+	X,Z 7	T,W,Y	A 4	J				
G 6		*	+		A,V,W, X,Z 7	J,T,Y 4										
H,I,M,N,U 1,9	*		+		A,V,W, X,Z 7	J,T,Y 4										
J		*	+			A,V,W, X,Z 7	J,T,Y 4									
K					*	+			A,V,W, X,Z 7	J,T,Y 4						
L						*		+	Z 7	A,X	4			V,W		T,Y
P				*	+				V,W, X,Z 7	T,Y 4	A	J				
T						*		+		V,W, X,Z 7	T,Y 4	A	J			
V,W				*		+			V,W, X,Z 7	T,Y 4	A	J				
X				*		+			A,V,W, X,Z 7	J,T,Y 4						
Y 7						*		+		V,W, X,Z 7	T,Y 4		A	J		
Z 2				*		+			A,V,W, X,Z 7	J,T,Y 4						
Spacing Between Words and After Punctuation																
Type 1	18	17¾	17½	17¼	17	16¾										
Types 2-5	14	13¾	13½	13¼	13	12¾										
Spacing Between Sentences																
Type 1	22	21¾	21½	21¼	21	20¾										
Types 2-5	18	17¾	17½	17¼	17	16¾										

^AKey:

*—means space for: B,D,E,F,H,I,K,L,M,N,P,R,U 1,3,8 (also used for punctuation and sentence spacing).

+—means space for: C,G,O,Q,S 0,2,5,6,9.

Δ—indicates that a portion of a letter enters the area of the next letter.

Character Spacing:

Select a character from the vertical column, read across locating the next character, read up to find the correct spacing.

Example:

If the letter "K" is followed by the letter "A" the spacing is 1 unit.


If the letter "F" is followed by the letter "H" the spacing is 2 units.

Punctuation and Sentence Spacing:

Locate in column of table the last character of word, read across locating (*), drop vertically down to the appropriate row and read spacing.

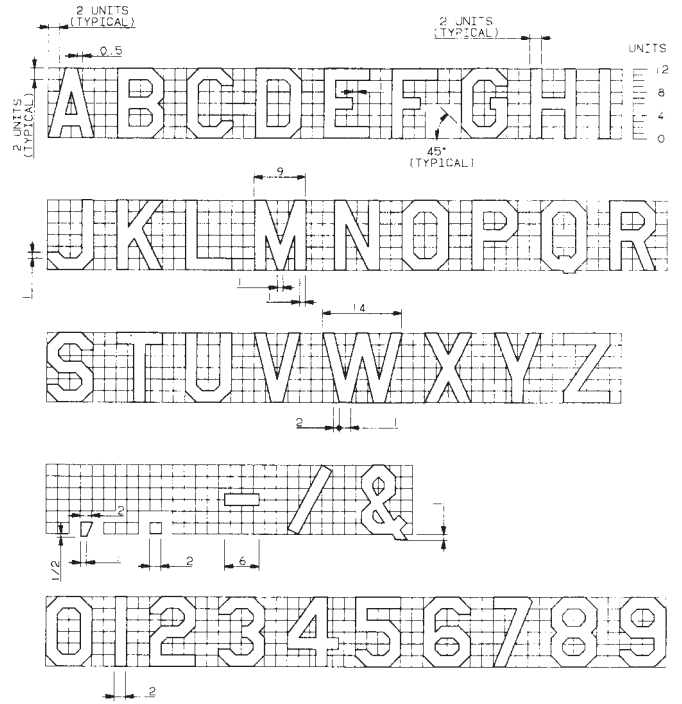
Example:

If the first word was "vessel," the spacing to the first letter of the next word is 12[n]P units.



NOTE—Height: Letters—16 Units
Numerals—16 Units

FIG. 1 Type 1—Plain Letters and Numerals



NOTE—Height: Letters—12 Units
Numerals—12 Units

FIG. 2 Type 2—Block Letters and Numerals



NOTE—Shading 1 Unit Wide


FIG. 3 Type 3—Type 2 Characters with Shading



NOTE—Height: Letters—10 Units

Numerals—12 Units

FIG. 4 Type 4—Block Letters and Numerals



NOTE—Shading 1 Unit Wide.

FIG. 5 Type 5—Type 4 Characters with Shading

ASTM International takes no position respecting the validity of any patent rights asserted in connection with any item mentioned in this standard. Users of this standard are expressly advised that determination of the validity of any such patent rights, and the risk of infringement of such rights, are entirely their own responsibility.

This standard is subject to revision at any time by the responsible technical committee and must be reviewed every five years and if not revised, either reapproved or withdrawn. Your comments are invited either for revision of this standard or for additional standards and should be addressed to ASTM International Headquarters. Your comments will receive careful consideration at a meeting of the responsible technical committee, which you may attend. If you feel that your comments have not received a fair hearing you should make your views known to the ASTM Committee on Standards, at the address shown below.

This standard is copyrighted by ASTM International, 100 Barr Harbor Drive, PO Box C700, West Conshohocken, PA 19428-2959, United States. Individual reprints (single or multiple copies) of this standard may be obtained by contacting ASTM at the above address or at 610-832-9585 (phone), 610-832-9555 (fax), or service@astm.org (e-mail); or through the ASTM website (www.astm.org).