



Standard Guide for Selection of Committee F-16 Fastener Specifications¹

This standard is issued under the fixed designation F 1077; the number immediately following the designation indicates the year of original adoption or, in the case of revision, the year of last revision. A number in parentheses indicates the year of last reapproval. A superscript epsilon (ε) indicates an editorial change since the last revision or reapproval.

1. Scope

1.1 This guide is intended to provide a rapid, easy to use method for identifying Committee F-16 fastener specifications and their applicable marking requirements. Selection is made by product type (bolts, nuts, washers, etc.) and material (alloy steel, carbon steel, stainless steel, etc.) from Tables 1-5 as follows:

	Table Number	
	Inch	Metric
Ferrous Metals		
Alloy Steel	1	3
Carbon Steel	1	3
Weathering Steel	1	3
Non Ferrous		
Aluminum, Copper	2	3
Nickel, Titanium		
Stainless Steels	2	3
Others		
Coatings, Definitions, Test Methods, Surface Discontinuities	4	4
Marking	5	5

1.2 Table size limitations and the need for simplicity prohibit identifying the exact grade, type, condition, etc., for all product/material combinations. The product specification must be reviewed prior to specifying fasteners on drawings or ordering to properly and completely identify the fastener, and its available variations.

2. Referenced Documents

2.1 ASTM Standards:

- A 31 Specification for Steel Rivets and Bars for Rivets, Pressure Vessels²
- A 307 Specification for Carbon Steel Bolts and Studs, 60 000 psi Tensile Strength²
- A 325 Specification for Structural Bolts, Steel, Heat Treated, 120/105 ksi Minimum Tensile Strength²
- A 325M Specification for High-Strength Bolts for Structural Steel Joints [Metric]²
- A 354 Specification for Quenched and Tempered Alloy Steel Bolts, Studs, and Other Externally Threaded Fasteners²

- A 394 Specification for Steel Transmission Tower Bolts, Zinc-Coated and Bare²
- A 449 Specification for Quenched and Tempered Steel Bolts and Studs²
- A 489 Specification for Carbon Steel Lifting Eyes²
- A 490 Specification for Heat-Treated Steel Structural Bolts, 150 ksi Minimum Tensile Strength²
- A 490M Specification for High-Strength Steel Bolts, Classes 10.9 and 10.9.3, for Structural Steel Joints [Metric]²
- A 502 Specification for Steel Structural Rivets²
- A 563 Specification for Carbon and Alloy Steel Nuts²
- A 563M Specification for Carbon and Alloy Steel Nuts [Metric]²
- A 574 Specification for Alloy Steel Socket-Head Cap Screws²
- A 574M Specification for Alloy Steel Socket-Head Cap Screws [Metric]²
- A 687 Specification for High-Strength Nonheaded Steel Bolts and Studs²
- C 514 Specification for Nails for the Application of Gypsum Board³
- F 432 Specification for Roof and Rock Bolts and Accessories²
- F 436 Specification for Hardened Steel Washers²
- F 436M Specification for Hardened Steel Washers [Metric]²
- F 467 Specification for Nonferrous Nuts for General Use²
- F 467M Specification for Nonferrous Nuts for General Use [Metric]²
- F 468 Specification for Nonferrous Bolts, Hex Cap Screws, and Studs for General Use²
- F 468M Specification for Nonferrous Bolts, Hex Cap Screws, and Studs for General Use [Metric]²
- F 541 Specification for Alloy Steel Eyebolts²
- F 547 Terminology of Nails for Use with Wood and Wood-Base Materials²
- F 568 Specification for Carbon and Alloy Steel Externally Threaded Metric Fasteners²
- F 592 Terminology of Collated and Cohered Fasteners and Their Application Tools²
- F 593 Specification for Stainless Steel Bolts, Hex Cap Screws, and Studs²
- F 594 Specification for Stainless Steel Nuts²

¹ This guide is under the jurisdiction of ASTM Committee F-16 on Fasteners and is the direct responsibility of Subcommittee F16.91 on Editorial.

Current edition approved Aug. 15, 1995. Published October 1995. Originally published as F 1077 – 87. Last previous edition F 1077 – 95.

² Annual Book of ASTM Standards, Vol 01.08.

³ Annual Book of ASTM Standards, Vol 04.01.

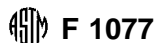


TABLE 1 Alloy, Carbon, and Weathering Steels, Inch

Product ^A	Alloy Steel	Carbon Steel			Weathering Steels
		Low	Medium	Martensitic	
Bolts^B:					
Eye	F 541		A 489		
General purpose:					
UTS 60K		A 307 Gr A, B			
UTS 120, 105, 90K			A 449 Type 1	A 449 Type 2	
UTS 125, 115K	A 354 Gr BC				
UTS 150, 140K	A 354 Gr BD				
Non Headed	A 687				
Roof and Rock			F 432		
Structural:					
UTS 120, 105K			A 325 Type 1 ^C		A 325 Type 3
UTS 150K	A 490 Type 1			A 490 Type 2	A 490 Type 3
Transmission tower		A 394 Type 0	A 394 Type 1	A 394 Type 2	A 394 Type 3
Nails:					
Gypsum wallboard		C 514			
Nuts^B:					
PL 69K		A 563 Gr 0			
PL 100, 90K		A 563 Gr A			
PL 133, 120, 116, 105K			A 563 Gr B		
PL 144K			A 563 Gr C		A 563 Gr C 3
PL 150, 135K			A 563 Gr D		
PL 175, 150K	A 563 Gr DH				
PL 175K					A 563 Gr DH3
Rivets:					
General purpose		A 502 Gr 1			
Pressure vessel		A 31 Gr A	A 31 Gr B		
Structural		A 502 Gr 1	A 502 Gr 2		A 502 Gr 3
Screws:					
Hex cap			A 449 Type 1	A 449 Type 2	
Socket head	A 574				
Socket button and flat CSK	F 835				
Socket set	F 912				
Studs:					
UTS 58-80K		A 307 Gr C			
UTS 60K		A 307 Gr A, B			
UTS 120, 105, 90K			A 449 Type 1	A 449 Type 2	
UTS 125, 115K	A 354 Gr BC				
UTS 150, 140K	A 354 Gr BD				
UTS 150K	A 687				
Washers:					
General Purpose, Soft		F 844			
General Purpose, Hard			F 436		F 436
Load Indicating	F 959 Type 490		F 959 Type 325		
Structural, Hard			F 436		F 436

^AUltimate tensile strengths (UTS) and proof loads (PL) where shown are approximations and vary with size. For break points, see applicable product specification.

^B For bolt/nut suitability guide, see (A 563 Table X 1.1.).

^CMay be furnished as carbon, alloy, or carbon boron steel.

TABLE 2 Aluminum, Copper, Nickel, Titanium, and Stainless Steels (Inch)

Product	Aluminum ^A	Copper ^A	Nickel ^A	Titanium ^A	Stainless ^A
Bolts:					
General purpose	F 468	F 468	F 468	F 468	F 593
Transmission tower	F 901				
Nuts:					
General purpose	F 467	F 467	F 467	F 467	F 594
Transmission tower	F 901				
Rivets					
Screws:					
Hex cap	F 468	F 468	F 468	F 468	F 593
Socket head					
Socket button and Flat CSK					F 879
Socket set					F 880
Studs	F 468	F 468	F 468	F 468	F 593
Washers					

^ASee product specification for available alloys.

F 606 Test Methods for Determining the Mechanical Properties of Externally and Internally Threaded Fasteners, Washers, and Rivets²

F 680 Test Methods for Nails²
F 738M Specification for Stainless Steel Metric Bolts, Screws, and Studs²

 **F 1077**

TABLE 3 Ferrous, Nonferrous, and Stainless Steel, Metric

Product	Ferrous ^A			Nonferrous ^A	Stainless Steel ^A
	Alloy Steel	Carbon Steel	Weathering Steel	Al, Cu, Ni, Ti	
<i>Bolts:</i>					
General purpose	A 568 Cl 12.9	F 568 Cl 4.6, 4.8, 5.8, 8.8, 9.8, 10.9	F 568 Cl 8.8.3, 10.9.3	F 468M	F 738M
Structural:					
8.8, 8.8.3		A 325M Type 1, 2	A 325M Type 3		
10.9, 10.9.3		A 490M Type 1, 2	A 490M Type 3		
Transmission tower					
<i>Nuts</i>		A 563M Cl 5.9, 8S, 10, 10S, 12	A 563M Cl 8S3, 10S3	F 467M	F 836M
<i>Rivets</i>					
<i>Screws:</i>					
Hex cap	F 568 Cl 12.9	F 568 Cl 4.6, 4.8, 5.8, 8.8, 9.8, 10.9	F 568 Cl 8.8.3, 10.9.3	F 468M	F 738M
Heavy hex	F 568 Cl 12.9	F 568 Cl 4.6, 4.8, 5.8, 8.8, 9.8, 10.9	F 568 Cl 8.8.3, 10.9.3		
Hex flange		F 568 Cl 4.6, 4.8, 5.8, 8.8, 9.8, 10.9	F 568 Cl 8.8.3, 10.9.3		
Socket head	A 574M				F 837M
Socket button and Flat	F 835M				F 879M
<i>CSK</i>					
Socket set	F 912M				F 880M
<i>Studs</i>	F 568 Cl 12.9	F 568 Cl 4.6, 4.8, 5.8, 8.8, 9.8, 10.9	F 568 Cl 8.8.3, 10.9.3	F 468M	F 738M
<i>Washers:</i>					
Hard		F 436M Type 1	F 436M Type 3		

^ASee product specifications for available alloys.

TABLE 4 Coatings, Test Methods, Definitions, and Surface Discontinuities

Products	Coatings	Definitions	Test Methods	Surface Discontinuities
Bolts	F 871M, F 1135, F 1136, F 1137		F 606	F 788
Collated and cohered fasteners		F 592		
Nails		F 547	F 680	
Nuts	F 871M, F 1135, F 1136, F 1137		F 606	F 812
Rivets			F 606	
Screws	F 871M, F 1135, F 1136, F 1137		F 606	F 788
Studs	F 871M, F 1135, F 1136, F 1137		F 606	F 788
Washers			F 606	

F 788/F788M Specification for Surface Discontinuities of Bolts, Screws, and Studs, Inch and Metric Series²

F 812/F812M Specification for Surface Discontinuities of Nuts, Inch and Metric Series²

F 835 Specification for Alloy Steel Socket Button and Flat Countersunk Head Cap Screws²

F 835M Specification for Alloy Steel Socket Button and Flat Countersunk Head Cap Screws [Metric]²

F 836M Specification for Stainless Steel Metric Nuts²

F 837M Specification for Stainless Steel Socket Head Cap Screws [Metric]²

F 844 Specification for Washers, Steel, Plain (Flat), Unhardened for General Use²

F 871M Specification for Electrodeposited Coatings on Threaded Components [Metric]²

F 879 Specification for Stainless Steel Socket Button and Flat Countersunk Head Cap Screws²

F 879M Specification for Stainless Steel Socket Button and Flat Countersunk Head Cap Screws [Metric]²

F 880 Specification for Stainless Steel Socket-Set Screws²

F 880M Specification for Stainless Steel Socket-Set Screws [Metric]²

F 901 Specification for Aluminum Transmission Tower Bolts and Nuts²

F 912 Specification for Alloy Steel Socket Set Screws²

F 912M Specification for Alloy Steel Socket Set Screws [Metric]²

F 959 Specification for Compressible-Washer-Type Direct Tension Indicators for Use with Structural Fasteners²






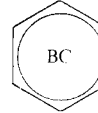
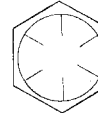

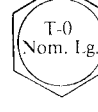
F 1135 Specification for Cadmium or Zinc Chromate Organic Corrosion Protective Coating for Fasteners²

F 1136 Specification for Chromium/Zinc Corrosion Protective Coatings for Fasteners²

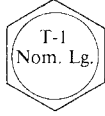

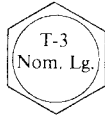
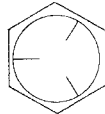
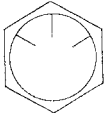




F 1137 Specification for Phosphate/Oil and Phosphate/Organic Corrosion Protective Coatings for Fasteners²

ASTM F 1077



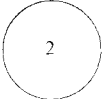
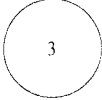
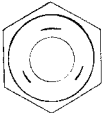



TABLE 5 Product Marking Requirements

ASTM Number	Grade, Type, or Alloy	Condition	Product and Size	Manufacturers Identification Required	Product Identification	Notes
A 31	A and B		rivets	no	not required	
A 307	A		bolts and studs	yes	"307A"	Stud grade marking applicable to sizes 3/8 in. and larger only.
	B		bolts and studs	yes	"307B"	Stud grade marking applicable to sizes 3/8 in. and larger only.
	C		studs	yes	"307C"	Stud grade marking applicable to sizes 3/8 in. and larger only.
A 325	1		bolts	yes		In addition may have 3 radial lines 120° apart.
	3		bolts	yes		In addition may have other distinguishing marks indicating weathering type steel.
A 325M	1		bolts	yes		
	2		bolts	yes		
	3		bolts	yes		In addition may have other distinguishing marks indicating weathering type steel.
A 354	BC		bolts and studs	yes		
	BD		bolts 0.25 through 2.5 in.	yes		In addition to the six radial lines, bolts may also be marked with the Grade Symbol "BD."
	BD		bolts over 2.5 in. and all sizes of all other Grade BD products	yes		
A 394	0		bolts	yes		In addition to the product identification, all types are marked with nominal length (Nom Lg).


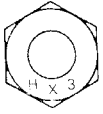
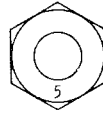
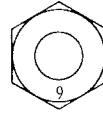
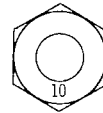
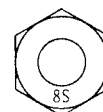
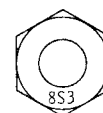
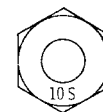

ASTM F 1077

ASTM Number	Grade, Type, or Alloy	Condition	Product and Size	Manufacturers Identification Required	Product Identification	Notes
	1		bolts	yes		
	2		bolts	yes		
	3		bolts	yes		
A 449	1		bolts	yes		
	2		studs bolts	no yes	not required 	See Supplemental Requirement S1.
A 489	1 and 2		eyebolts	yes	not required	
A 490	1		bolts	yes		
	2		bolts	yes		
	3		bolts	yes		In addition may have other distinguishing marks indicating weathering type steel.
A 490M	1		bolts	yes		




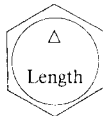

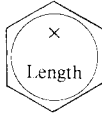


ASTM F 1077


ASTM Number	Grade, Type, or Alloy	Condition	Product and Size	Manufacturers Identification Required	Product Identification	Notes
	2		bolts	yes		
	3		bolts	yes		In addition may have other distinguishing marks indicating weathering type steel.
A 502	1		rivets	yes	Not required but "1" may be used at manufacturers option	
	2		rivets	yes		
	3		rivets	yes		
A 563	0, A, B		all nuts	no	not required	When specified on Purchase Order, mark with Grade Symbol.
	C		heavy hex nuts	yes		A 194 Grade 2 and 2H are acceptable alternatives. Such nuts are marked 2, 2B, 2H, or 2HB instead of the 3 circumferential marks.
			other than heavy hex	yes	not required	
	C3		heavy hex nuts	yes		In addition may have other distinguishing marks indicating weathering type steel. The numeral 3 may appear more than once.
			other than heavy hex	yes	not required	
	D		all nuts	yes		A 194 Grade 2 and 2H are acceptable alternatives. Such nuts are marked 2, 2B, 2H, or 2HB instead of the Grade Symbol "D".
A 563	DH		all nuts	yes		A 194 Grade 2H is an acceptable alternative. Such nuts are marked 2H or 2HB instead of the Grade Symbol "DH".

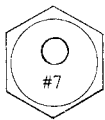
ASTM F 1077

ASTM Number	Grade, Type, or Alloy	Condition	Product and Size	Manufacturers Identification Required	Product Identification	Notes
A 563M	DH3		heavy hex nuts	yes		In addition may have other distinguishing marks indicating weathering type steel.
	DH3		hex nuts	yes		In addition may have other distinguishing marks indicating weathering type steel.
	DH3		other than heavy hex and hex	yes	not required	
	All		M4 and less	no	not required	
	5		nuts M5 and larger	no		Marking may also appear on bearing surface, top of flange, or wrenching flats.
	9		nuts M5 and larger	no		See note for Class 1.5. Class 1.9 nuts marked on wrenching flats have the numeral underlined 9.
	10		nuts M5 and larger	yes		See note for Class 1.5.
	12		nuts M5 and larger	yes		See note for Class 1.5.
	8S		nuts M5 and larger	yes		See note for Class 1.5.
	8S3		nuts M5 and larger	yes		See note for Class 1.5. In addition may have other distinguishing marks indicating weathering type steel.
	10S		nuts M5 and larger	yes		See note for Class 1.5.
	10S3		nuts M5 and larger	yes		See note for Class 1.5. In addition may have other distinguishing marks indicating weathering type steel.

ASTM F 1077

ASTM Number	Grade, Type, or Alloy	Condition	Product and Size	Manufacturers Identification Required	Product Identification	Notes
A 574	...		socket head cap screws	Manufacturers use knurl patterns for identification.	not required	
A 574M	12.9		socket head cap screws M4 and less	no	not required	
			socket head cap screws M5 and larger	yes		Marking may also appear on side of head.
A 687	...		non-headed bolts and studs	yes		See A 687 for marking location.
F 432	30		bolts 0.25 and larger	yes	length	
	55		bolts 0.625 in.	yes		Length is in ordered units.
			bolts 0.75 in.	yes		Length is in ordered units.
			bolts, all other sizes	yes		Length is in ordered units.
	75		bolts 0.625 in.	yes		Length is in ordered units.
			bolts 0.875 in.	yes		Length is in ordered units.
			bolts 1.000 in.	yes		Length is in ordered units.
F 432	all		nuts	Marked per specification to which nuts are manufactured.
	40		headed deformed bars	yes	not required	Mark numeric value of deformed bar size, that is "No. 7".

 **F 1077**

ASTM Number	Grade, Type, or Alloy	Condition	Product and Size	Manufacturers Identification Required	Product Identification	Notes
	50		headed deformed bars	yes		No. 7 denotes numeric value of deformed bar size.
	...		expansion shells	yes	not required	Mark hole size for which shell is intended.
	...		hardened washers	yes	not required	
	...		deformed bearing and header plates	yes	not required	
			all other products	no	not required	
F 436	Carbon steel Weathering steel		hardened washers hardened washers	yes yes	not required Symbol "3"	
F 436M	Type 1 Type 3		hardened washers hardened washers	yes yes	Symbol "3"	"M" to denote metric. "M" to denote metric.
F467 and F467M	Cu 110 Cu 270 Cu 462 Cu 464 Cu 510 Cu 613 Cu 614 Cu 630 Cu 642 Cu 651 Cu 655 Cu 661 Cu 675 Cu 710 Cu 715	nuts nuts nuts nuts nuts nuts nuts nuts nuts nuts nuts nuts nuts nuts nuts	nuts nuts nuts nuts nuts nuts nuts nuts nuts nuts nuts nuts nuts nuts nuts	yes yes yes yes yes yes yes yes yes yes yes yes yes yes yes	for F 467: F 467A for F 467M: F 467MA F 467B F 467MB F 467C F 467MC F 467D F 467MD F 467E F 467ME F 467F N/A F 467G F 467MG F 467H F 467MH F 467J F 467MJ F 467K F 467MK F 467L F 467ML F 467M F 467MM F 467N F 467MN F 467P F 467MP F 467R F 467MR	
	Ni 335 Ni 336 Ni 400 Ni 400 HF Ni 405 Ni 500	nuts nuts nuts nuts nuts nuts	nuts nuts nuts nuts nuts nuts	yes yes yes yes yes yes	F 467S F 467MS F 467T F 467MT F 467U F 467MU n/a n/a F 467V F 467MV F 467W F 467MW	
	Al 2024-T4 Al 6061-T6 Al 6262-T9	nuts nuts nuts	nuts nuts nuts	yes yes yes	F 467X F 467MX F 467Y F 467MY F 467Z F 467MZ	
	Ti 1 Ti 2 Ti 4 Ti 5 Ti 7 Ti-38-6-44 Ti 5 ELI	nuts nuts nuts nuts nuts nuts	nuts nuts nuts nuts nuts nuts	yes yes yes yes yes yes yes	F 467AT F 467MAT F 467BT F 467MBT F 467CT F 467MCT F 467DT F 467MDT F 467ET F 467MET F 467FT F 467MFT F 467GT F 467MGT	
F 468 and F 468M	Cu 110 Cu 270		Bolts, hex cap screws, and studs Bolts, hex cap screws, and studs	yes yes	for F 468: F 468A for F 468M: F 468MA F 468B F 468MB	

 **F 1077**

ASTM Number	Grade, Type, or Alloy	Con- dition	Product and Size	Manufacturers Identification Required	Product Identification	Notes
	Cu 462		bolts, hex cap screws, and studs	yes	F 468C F 468MC	
	Cu 464		bolts, hex cap screws, and studs	yes	F 468D F 468MD	
	Cu 510		bolts, hex cap screws, and studs	yes	F 468E F 468ME	
	Cu 613		bolts, hex cap screws, and studs	yes	F 468F F 468MF	
	Cu 614		bolts, hex cap screws, and studs	yes	F 468G F 468MG	
	Cu 630		bolts, hex cap screws, and studs	yes	F 468H F 468MH	
	Cu 642		bolts, hex cap screws, and studs	yes	F 468J F 468MJ	
	Cu 651		bolts, hex cap screws, and studs	yes	F 468K F 468MK	
	Cu 655		bolts, hex cap screws, and studs	yes	F 468L F 468ML	
	Cu 661		bolts, hex cap screws, and studs	yes	F 468M F 468MM	
	Cu 675		bolts, hex cap screws, and studs	yes	F 468N F 468MN	
	Cu 710		bolts, hex cap screws, and studs	yes	F 468P F 468MP	
	Cu 715		bolts, hex cap screws, and studs	yes	F 468R F 468MR	
	Ni 335		bolts, hex cap screws, and studs	yes	F 468S F 468MS	
	Ni 336		bolts, hex cap screws, and studs	yes	F 468T F 468MT	
	Ni 400		bolts, hex cap screws, and studs	yes	F 468U F 468MU	
	Ni 400 HF		bolts, hex cap screws, and studs	yes	F 468HF F 468MHF	
	Ni 405		bolts, hex cap screws, and studs	yes	F 468V F 468MV	
	Ni 500		bolts, hex cap screws, and studs	yes	F 468W F 468MW	
	Al 2024-T4		bolts, hex cap screws, and studs	yes	F 468X F 468MX	
	Al 6061-T6		bolts, hex cap screws, and studs	yes	F 468Y F 468MY	
	Al 6262-T9		bolts, hex cap screws, and studs	yes	F 468Z F 468MZ	
	Ti 1		bolts, hex cap screws, and studs	yes	F 468AT F 468MAT	

 **F 1077**

ASTM Number	Grade, Type, or Alloy	Condition	Product and Size	Manufacturers Identification Required	Product Identification	Notes
	Ti 2		bolts, hex cap screws, and studs	yes	F 468BT F 468MBT	
	Ti 4		bolts, hex cap screws, and studs	yes	F 468CT F 468MCT	
	Ti 5		bolts, hex cap screws, and studs	yes	F 468DT F 468MDT	
	Ti 7		bolts, hex cap screws, and studs	yes	F 468ET F 468MET	
	Ti-38-6-44		bolts, hex cap screws, and studs	yes	F 468FT F 468MFT	
	Ti 5 ELI		bolts, hex cap screws, and studs	yes	F 468GT F 468MGT	
F 541	...		eyebolts	yes	"A" to denote alloy steel	
F 568 bolts and screws	all		slotted and recessed screws	no	not required	
	all		bolts and screws M4 and less	no	not required	
	all		bolts and screws M5 and larger	yes	Property Class 4.6, 4.8, 5.8, 8.8, 8.8.3, 9.8, 10.9, 10.9.3, or 12.9 as applicable	Class 8.8.3 and 10.9.3 may have other distinguishing marks indicating weathering steel. Low carbon martensitic steel is indicated by underlining the property class.
F 568 studs	4.6, 4.8, and 5.8		studs M10 and less	no	not required	
			studs M12 and larger	no	Property Class 4.6, 4.8, or 5.8 as applicable.	
	8.8 and 8.8.3		studs M10 and less	no	not required	For Class 8.8. Low carbon martensitic steel is indicated by underlining the property class.
			studs M12 and larger	no	Property Class 8.8 or 8.8.3 as applicable	
	9.8		studs M4 and less	no	not required	
			studs M5 through M10	no	Symbol "+"	
			studs M12 and larger	no	9.8	
	10.9		studs M4 and less	no	not required	Low carbon martensitic steel is indicated by the underlining the property class symbol.
			studs M5 through M10	no	symbol □	
			studs M12 and larger	no	10.9	
	10.9.3		studs M10 and less	no	not required	
			studs M12 and larger	no	10.9.3	
	12.9		studs M4 and less	no	not required	
			studs M5 through M10	no	symbol △	
			studs M12 and larger	no	12.9	
F 593 and F 594	1(303,304, 305,384, XM1, XM7, 303Se)		bolts, hex cap screws, studs, and nuts	yes	for F 593: F 593A F 593B F 593C F 593D	for F 594: F 594A F 594B F 594C F 594D
		AF		yes	F 593A	F 594A
		A		yes	F 593B	F 594B
		CW1		yes	F 593C	F 594C
		CW2		yes	F 593D	F 594D
		SH1		yes	F 593A	F 594A
		SH2		yes	F 593B	F 594B
		SH3		yes	F 593C	F 594C
		SH4		yes	F 593D	F 594D

 **F 1077**

ASTM Number	Grade, Type, or Alloy	Condition	Product and Size	Manufacturers Identification Required	Product Identification	Notes
	2 (316) → ←	AF	bolts, hex cap screws, studs, and nuts	yes	F 593E	F 594E
		A		yes	F 593F	F 594F
		CW1		yes	F 593G	F 594G
		CW2		yes	F 593H	F 594H
		SH1		yes	F 593E	F 594E
		SH2		yes	F 593F	F 594F
		SH3		yes	F 593G	F 594G
		SH4		yes	F 593H	F 594H
	3 (321, 347) → ←	AF	bolts, hex cap screws, studs, and nuts	yes	F 593J	F 594J
		A		yes	F 593K	F 594K
		CW1		yes	F 593L	F 594L
		CW2		yes	F 593M	F 594M
		SH1		yes	F 593J	F 594J
		SH2		yes	F 593K	F 594K
		SH3		yes	F 593L	F 594L
		SH4		yes	F 593M	F 594M
	4 (430, 430F)	A	bolts, hex cap screws, studs, and nuts	yes	F 593N	F 594N
	5 (410, 416, 416Se)	H	bolts, hex cap screws, studs, and nuts	yes	F 593P	F 594P
		HT		yes	F 593R	F 594R
	6 (431)	H	bolts, hex cap screws, studs, and nuts	yes	F 593S	F 594S
HT		yes		F 593T	F 594T	
7 (630)	AH	bolts, hex cap screws, studs, and nuts	yes	F 593U	F 594U	
F 738M			bolts screws and studs			
	all	all	M4 and smaller	no	not required	
A1-50 A2-50 A4-50	→	AF	M5 and larger	yes	F 738A	
			M5 and larger	yes	F 738B	
			M5 and larger	yes	F 738C	
A1-70 A2-70 A4-70	→	CW	M5 and larger	yes	F 738D	
			M5 and larger	yes	F 738E	
			M5 and larger	yes	F 738F	
A1-80 A2-80 A4-80	→	SH	M5 and larger	yes	F 738G	
			M5 and larger	yes	F 738H	
			M5 and larger	yes	F 738J	
F1-45		AF	M5 and larger	yes	F 738K	
F1-60		CW	M5 and larger	yes	F 738L	
C1-50 C4-50	→	A	M5 and larger	yes	F 738M	
			M5 and larger	yes	F 738N	
C1-70 C4-70	→	H	M5 and larger	yes	F 738P	
			M5 and larger	yes	F 738R	
C1-110 C4-110	→	HT	M5 and larger	yes	F 738S	
			M5 and larger	yes	F 738T	
C3-80		H	M5 and larger	yes	F 738U	
C3-120		HT	M5 and larger	yes	F 738V	
P1-90		AH	M5 and larger	yes	F 738W	
F 835 and F 835M	all		socket button and flat CSK head cap screws	no	not required	
F 836M	all	all	nuts M4 and smaller	no	not required	

 **F 1077**

ASTM Number	Grade, Type, or Alloy	Condition	Product and Size	Manufacturers Identification Required	Product Identification	Notes
	A1-50 A2-50 A4-50	→ AF	M5 and larger M5 and larger M5 and larger	yes yes yes	F 836A F 836B F 836C	
	A1-70 A2-70 A4-70	→ CW	M5 and larger M5 and larger M5 and larger	yes yes yes	F 836D F 836E F 836F	
	A1-80 A2-80 A4-80	SH	M5 and larger M5 and larger M5 and larger	yes yes yes	F 836G F 836H F 836J	
	F1-45	AF	M5 and larger	yes	F 836K	
	C1-70 C4-70	→ H	M5 and larger M5 and larger	yes yes	F 836P F 836R	
	C1-110 C4-110	→ HT	M5 and larger M5 and larger	yes yes	F 836S F 836T	
	C3-80	H	M5 and larger	yes	F 836U	
	C3-120	HT	M5 and larger	yes	F 836V	
	P1-90	AH	M5 and larger	yes	F 836W	
F 837M	all		socket head cap screws M4 and less	no	not required	
			socket head cap screws M5 and larger	yes	Property Class A1-50, A1-70, or C1-110 as applicable	
F 844	all		washers	no	not required	
F 879	all		socket button head cap screws and socket flange head cap screws	no	not required	
F 879M	all		socket button head cap screws and socket flange head cap screws M4 and less	no	not required	
			socket button head cap screws and socket flange head cap screws M5 and larger	no	Property Class A1-50 or A1-70 as applicable	
F 880 and F 880M	all		socket set screws	no	not required	
F 901	all		bolts	yes	not required	
			nuts	no	not required	
F 912 and F 912M	all		socket set screws	no	not required	
F 959	all		tension indicators	yes	"325" or "490" as applicable	

**NOTICE: This standard has either been superseded and replaced by a new version or discontinued.
Contact ASTM International (www.astm.org) for the latest information.**



The American Society for Testing and Materials takes no position respecting the validity of any patent rights asserted in connection with any item mentioned in this standard. Users of this standard are expressly advised that determination of the validity of any such patent rights, and the risk of infringement of such rights, are entirely their own responsibility.

This standard is subject to revision at any time by the responsible technical committee and must be reviewed every five years and if not revised, either reapproved or withdrawn. Your comments are invited either for revision of this standard or for additional standards and should be addressed to ASTM Headquarters. Your comments will receive careful consideration at a meeting of the responsible technical committee, which you may attend. If you feel that your comments have not received a fair hearing you should make your views known to the ASTM Committee on Standards, at the address shown below.

This standard is copyrighted by ASTM, 100 Barr Harbor Drive, PO Box C700, West Conshohocken, PA 19428-2959, United States. Individual reprints (single or multiple copies) of this standard may be obtained by contacting ASTM at the above address or at 610-832-9585 (phone), 610-832-9555 (fax), or service@astm.org (e-mail); or through the ASTM website (www.astm.org).