



Designation: C 711 – 93 (Reapproved 1997)

Standard Test Method for Low-Temperature Flexibility and Tenacity of One-Part, Elastomeric, Solvent-Release Type Sealants¹

This standard is issued under the fixed designation C 711; the number immediately following the designation indicates the year of original adoption or, in the case of revision, the year of last revision. A number in parentheses indicates the year of last reapproval. A superscript epsilon (ϵ) indicates an editorial change since the last revision or reapproval.

1. Scope

1.1 This test method covers determination of the low-temperature flexibility and tenacity of one-part, elastomeric, solvent-release type sealants after cyclic high- and low-temperature aging.

1.2 *This standard does not purport to address all of the safety problems, if any, associated with its use. It is the responsibility of the user of this standard to establish appropriate safety and health practices and determine the applicability of regulatory limitations prior to use.*

2. Referenced Documents

- 2.1 *ASTM Standards:*
C 717 Terminology of Building Seals and Sealants²

3. Terminology

3.1 *Definitions*—Refer to Terminology C 717 for definitions of the following terms used in this Test Method: elastomer, elastomeric, joint, sealant, solvent-release sealant.

4. Significance and Use

4.1 This test method is not intended to simulate an actual use condition but it will give some indication of the elastomeric properties or flexibility of a building joint sealant at low temperature. It can serve to differentiate between elastomer-based sealants and sealants based on nonelastic binders that can harden or embrittle on aging and crack or lose adhesion when flexed at low temperature. In addition, it can aid in identifying sealants that have poor flexibility because they are overextended and contain a very low level of elastomeric binder as well as those sealants having binders that will embrittle at low temperature.

5. Apparatus

5.1 *Aluminum Panels*, 3, thin, approximately 3 in. (76 mm) wide by 5 in. (127 mm) long by 0.012 in. (0.30 mm) thick.

¹ This test method is under the jurisdiction of ASTM Committee C24 on Building Seals and Sealants and is the direct responsibility of Subcommittee C24.20 on General Sealant Standards.

Current edition approved April 15, 1993. Published June 1993. Originally published as C 711 – 72. Last previous edition C 711 – 72 (1988).

² *Annual Book of ASTM Standards*, Vol 04.07.

5.2 *Spatula*, steel, with thin knife edge.

5.3 *Template*, rectangular, of steel or brass, 1/8 in. (3.2 mm) high, 1 by 3 3/4 in. (25 by 95 mm) inside and approximately 2 by 4 3/4 in. (51 by 121 mm) outside.

5.4 *Oven*, forced-draft type, having a temperature controlled at $158 \pm 3.6^\circ\text{F}$ ($70 \pm 2^\circ\text{C}$).

5.5 *Freezer Chest or Cold Box*, having a controlled temperature of $-10 \pm 5^\circ\text{F}$ ($-23 \pm 3^\circ\text{C}$).

5.6 *Mandrel or Rod*, with a diameter of 1/4 in. (6.4 mm), with a suitable holder or rack to support it.

5.7 *Methyl Ethyl Ketone*, or similar solvent.

6. Sampling

6.1 Take the test specimen from a previously unopened container as received from the sealant manufacturer.

7. Test Specimens

7.1 Prepare three test specimens as follows:

7.1.1 Condition the sealant sample in the original closed container for at least 5 h at $73.4 \pm 3.6^\circ\text{F}$ ($23 \pm 2^\circ\text{C}$) and $50 \pm 5\%$ relative humidity.

7.1.2 Thoroughly clean template and aluminum panels with solvent.

7.1.3 Center the template on the aluminum panel and carefully fill it with compound, avoiding air pockets. Strike off the surface of the compound flat to a uniform 1/8-in. (3.2-mm) thickness.

7.1.4 With the thin knife edge of the spatula, cut all around the outside edge of the compound and lift the template straight up and off leaving the formed sealant on the plate.

8. Conditioning


8.1 Condition the specimens for at least 24 h at $73.4 \pm 3.6^\circ\text{F}$ ($23 \pm 2^\circ\text{C}$) and $50 \pm 5\%$ relative humidity.

9. Procedure

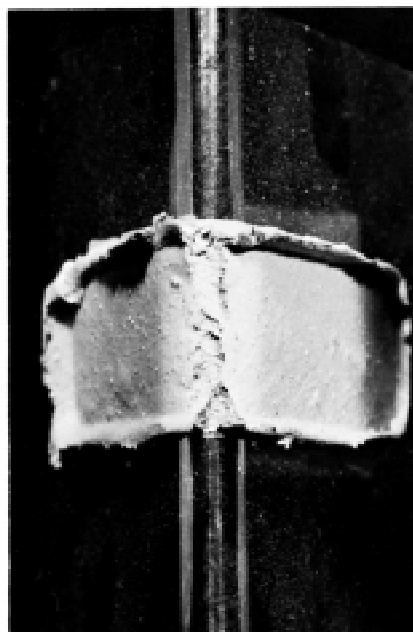
9.1 Expose the conditioned specimens three times to the following temperature cycle:

$$\begin{aligned} &16 \text{ h at } 158 \pm 3.6^\circ\text{F} (70 \pm 2^\circ\text{C}) \\ &8 \text{ h at } -10 \pm 5^\circ\text{F} (-23 \pm 3^\circ\text{C}) \end{aligned} \quad (1)$$


9.2 At the end of the third cycle, while it is in the freezer at -10°F (-23°C) bend the panel through 180° over the 1/4-in.



(a) Complete Cracking and Adhesive Failure



(b) Severe Cracking



(c) No Cracking or Adhesive Failure

FIG. 1 Low-Temperature Flexibility (Tenacity)

(6.4-mm) diameter mandrel with the sealant side uppermost. Perform the bend in not less than 1 s and not more than 1.5 s. Immediately after bending examine the sealant for cracking, separation, delamination, and adhesive failure. Minor surface crazing or hairline cracks and minor edge cracking may be ignored.

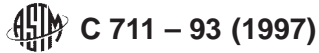
10. Report

10.1 Report any deep cracking, separation, delamination, or

adhesive failure. Fig. 1 illustrates a variety of typical results of this test method.

11. Precision and Bias

11.1 In two separate round-robin tests, four laboratories tested six sealant samples using this procedure. There was unanimous agreement in both cases in rating the same two samples as showing severe cracking and the same four samples as showing no cracking or adhesive failure.



12. Keywords

12.1 elastomeric; flexibility; solvent-release sealant

ASTM International takes no position respecting the validity of any patent rights asserted in connection with any item mentioned in this standard. Users of this standard are expressly advised that determination of the validity of any such patent rights, and the risk of infringement of such rights, are entirely their own responsibility.

This standard is subject to revision at any time by the responsible technical committee and must be reviewed every five years and if not revised, either reapproved or withdrawn. Your comments are invited either for revision of this standard or for additional standards and should be addressed to ASTM International Headquarters. Your comments will receive careful consideration at a meeting of the responsible technical committee, which you may attend. If you feel that your comments have not received a fair hearing you should make your views known to the ASTM Committee on Standards, at the address shown below.

This standard is copyrighted by ASTM International, 100 Barr Harbor Drive, PO Box C700, West Conshohocken, PA 19428-2959, United States. Individual reprints (single or multiple copies) of this standard may be obtained by contacting ASTM at the above address or at 610-832-9585 (phone), 610-832-9555 (fax), or service@astm.org (e-mail); or through the ASTM website (www.astm.org).