



Designation: D 5338 – 98^{e1}

Standard Test Method for Determining Aerobic Biodegradation of Plastic Materials Under Controlled Composting Conditions¹

This standard is issued under the fixed designation D 5338; the number immediately following the designation indicates the year of original adoption or, in the case of revision, the year of last revision. A number in parentheses indicates the year of last reapproval. A superscript epsilon (ϵ) indicates an editorial change since the last revision or reapproval.

^{e1} NOTE—Corrections were made throughout in August 1999.

1. Scope

1.1 This test method determines the degree and rate of aerobic biodegradation of plastic materials on exposure to a controlled-composting environment under laboratory conditions. This test method is designed to yield reproducible and repeatable test results under controlled conditions that resemble composting conditions. The test substances are exposed to an inoculum that is derived from compost from municipal solid waste. The aerobic composting takes place in an environment where temperature, aeration and humidity are closely monitored and controlled.

1.2 This test method is designed to yield a percentage of conversion of carbon in the sample to carbon dioxide. The rate of biodegradation is monitored as well.

1.3 This test method is designed to be applicable to all plastic materials that are not inhibitory to the microorganisms present in aerobic composting piles.

1.4 The values stated in SI units are to be regarded as the standard.

1.5 *This standard does not purport to address all of the safety concerns, if any, associated with its use. It is the responsibility of the user of this standard to establish appropriate safety and health practices and determine the applicability of regulatory limitations prior to use. Specific hazard statements are given in Section 8.*

1.6 This test method is equivalent to ISO 14852.

2. Referenced Documents

2.1 ASTM Standards:

- D 618 Practice for Conditioning Plastics and Electrical Insulating Materials for Testing²
- D 883 Terminology Relating to Plastics²
- D 1293 Test Methods for pH of Water³
- D 1888 Test Methods for Particulate and Dissolved Matter,

Solids, or Residue in Water⁴

D 2908 Practice for Measuring Volatile Organic Matter in Water by Aqueous-Injection Chromatography⁵

D 3590 Test Methods for Total Kjeldahl Nitrogen in Water³

D 4129 Test Method for Total and Organic Carbon in Water by High-Temperature Oxidation and Coulometric Detection⁶

E 260 Practice for Packed Column Gas Chromatography⁷

E 355 Practice for Gas Chromatography Terms and Relationships⁷

2.2 APHA—AWWA—WPCF Standards:

2540 D Total Suspended Solids Dried at 103 to 105°C⁸

2540 E Fixed and Volatile Solids Ignited at 550°C⁸

2.3 ISO Standard:

ISO 14852 Plastics—Evaluation of the Ultimate Aerobic Biodegradability and Disintegration Under Controlled Composting Conditions—Method by Analysis of Released Carbon Dioxide⁹

3. Terminology

3.1 Definitions—Definitions of terms applying to this test method appear in Terminology D 883.

4. Summary of Test Method

4.1 This test method consists of the following:

4.1.1 Selection of plastic material for the determination of the aerobic biodegradability in a controlled-composting system,

4.1.2 Obtaining an inoculum from composted municipal solid waste,

4.1.3 Exposing the test substances to a controlled aerobic composting process in conjunction with the inoculum,

4.1.4 Measuring carbon dioxide evolved as a function of time, and

¹ This test method is under the jurisdiction of ASTM Committee D-20 on Plastics and is the direct responsibility of Subcommittee D20.96 on Environmentally Degradable Plastics.

Current edition approved July 10, 1998. Published September 1998. Originally published as D 5338 – 92.

² *Annual Book of ASTM Standards*, Vol 08.01.

³ *Annual Book of ASTM Standards*, Vol 11.01.

⁴ Discontinued; see 1991 *Annual Book of ASTM Standards*, Vol 11.01.

⁵ *Annual Book of ASTM Standards*, Vol 11.02.

⁶ *Annual Book of ASTM Standards*, Vol 11.04.

⁷ *Annual Book of ASTM Standards*, Vol 14.02.

⁸ *Standard Methods for the Examination of Water and Wastewater*, 17th Edition, 1989, American Public Health Association, 1740 Broadway, New York, NY 19919.

⁹ Available from American National Standards Institute, 11 W. 42nd St., 13th Floor, New York, NY 10036.

4.1.5 Assessing the degree of biodegradability.

4.2 The percentage of biodegradability is obtained by determining the percentage of carbon in the test substance that is converted to CO₂ during the duration of the test. This percentage of biodegradability will not include the amount of carbon converted from the test substance that is converted to cell biomass and that is not, in turn, metabolized to CO₂ during the course of the test.

4.3 The disintegration of a compact test material is visually determined at the end of the test. Additionally, the weight loss of the test material may be determined.

5. Significance and Use

5.1 Biodegradation of a plastic within a composting unit is an important phenomenon because it will affect the decomposition of other materials enclosed by the plastic and the resulting quality and appearance of the composted material. Biodegradation of plastics will also allow the safe disposal of these plastics through solid-waste composting plants. This procedure has been developed to permit the determination of the rate and degree of aerobic biodegradability of plastic products when placed in a controlled composting process.

5.2 *Limitations*—Because there is a wide variation in the construction and operation of composting systems and because regulatory requirements for composting systems vary, this procedure is not intended to simulate the environment of any particular composting system. However, it is expected to resemble the environment of a composting process operated under optimum conditions. More specifically, the procedure is intended to create a standard laboratory environment that will permit a rapid and reproducible determination of the aerobic biodegradability under controlled composting conditions.

6. Apparatus

6.1 *Composting Apparatus* (see Fig. 1):

6.1.1 A series of at least twelve composting vessels (one test substance, one blank, one positive and one negative control, all in three replicates) of 2 to 5 L of volume. For screening purposes, depending upon the test material, a smaller volume also may be used.

6.1.2 *Water Baths*, or other temperature controlling means capable of maintaining the temperature of the composting vessels at 58°C (±2°C).

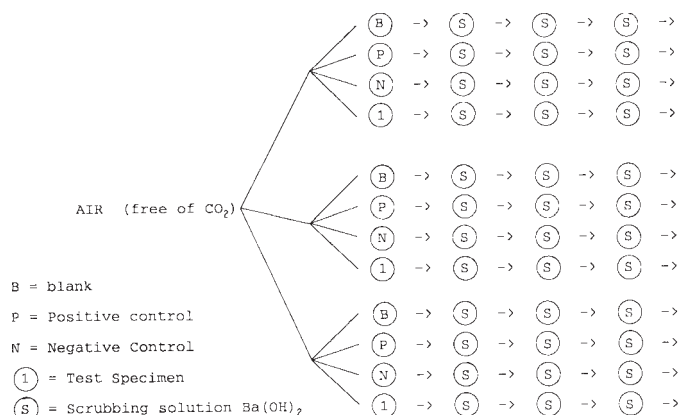


FIG. 1 Set-Up Using Carbon Dioxide-Trapping Apparatus

6.1.3 *Pressurized-Air System*, that provides CO₂-free, H₂O-saturated air to each of the composting vessels at accurate aeration rates. If using a direct measurement of CO₂ (see 6.4), then normal air may be used.

6.1.4 Suitable devices for measuring oxygen and CO₂ concentrations in the exhaust air of the composting vessels, such as specific sensors or appropriate gas chromatographs.

6.2 *Carbon Dioxide-Trapping Apparatus for Each Composting Vessel*:

6.2.1 At least three 5000-mL bottles fitted with gas sparging and containing Ba(OH)₂ carbon-dioxide scrubbing solution.

6.2.2 *Flexible Tubing*, nonpermeable to carbon dioxide.

6.2.3 *Stoppers*, equipped with gas-sampling parts.

6.3 *Miscellaneous*:

6.3.1 *Analytical Balance*, (±0.1 mg) to weigh test specimen.

6.3.2 *100-mL Burette*.

6.3.3 *0.05 N HCl*.

6.3.4 *pH Meter*.

6.3.5 Suitable devices and analytical equipment for measuring dry solids (at 105°C), volatile solids (at 550°C), volatile fatty acids by aqueous-injection chromatography, total Kjeldahl nitrogen and carbon concentrations.

6.4 *Optional*—The carbon dioxide-trapping apparatus and titration equipment can be replaced by a gas flow meter plus a gas-chromatograph, or other apparatus equipped with suitable detector and column(s), for measuring CO₂ and O₂ concentrations in the exhaust air of each vessel. Take care to analyze CO₂ concentration on a sufficiently frequent basis in order to produce a reliable cumulative CO₂ production over the course of the test (for example, every 3 to 6 h). A standard gas should be injected to internally standardize the gas-chromatograph on a continuous basis over the course of the test. Operate the gas chromatograph in conformance with Practices E 260 and E 355 (see Fig. 2).

6.5 Ensure that all glassware is cleaned thoroughly and free from organic matter.

7. Reagents and Materials

7.1 *Barium Hydroxide Solution*, approximately 0.024 N and then standardized, prepared by dissolving 4.0 g Ba(OH)₂ per

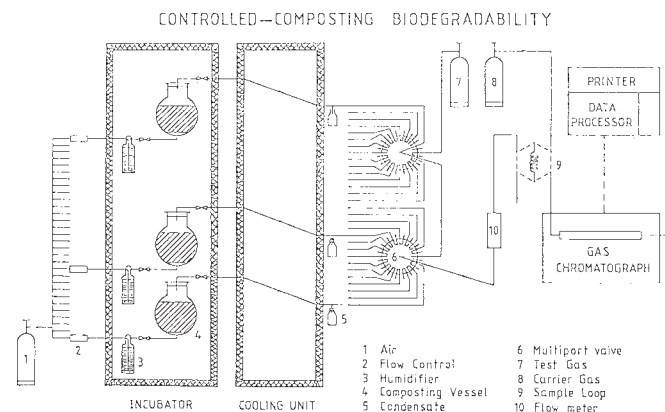


FIG. 2 Optional Set-Up Using a Gas Chromatograph

litre of distilled water. Filter through filter paper and store sealed as a clear solution to prevent absorption of CO₂ from the air.

7.2 *Analytical-Grade Cellulose*, for thin-layer chromatography with a particle size of less than 20 μm as positive control.¹⁰

7.3 *Polyethylene*, as a negative control. It should be in the same form as the form in which the sample is tested (polyethylene film for film samples, polyethylene pellets in case sample is in the form of pellets, etc.).

8. Hazards

8.1 This test method requires the use of hazardous chemicals. Avoid contact with the chemicals and follow manufacturer's instructions and Material Safety Data Sheets.

8.2 The compost inoculum may contain sharp objects. Take care when handling it.

8.3 The composting vessels are not designed to withstand high pressures. The system should be operated at close to ambient pressure.

9. Compost Inoculum

9.1 The compost inoculum should be two to four months old well-aerated compost coming from the organic fraction of municipal solid waste and sieved on a screen of <10 mm. If such a compost is not available, compost from plants, treating green, or yard waste, or mixtures of green waste and municipal solid waste may be used. It is recommended that the compost inoculum produces between 50 and 150 mg of CO₂ per gram of volatile solids over the first ten days of the test, and has an ash content of less than 70 % and a pH between 7 and 8.2. Total dry solids should be between 50 and 55 %.

9.2 The compost inoculum should be as free from larger inert materials (glass, stones, metals, etc.) as possible. These items should be removed manually as much as possible to produce a homogeneous compost inoculum.

9.3 It is recommended to use compost of sufficient porosity to enable conditions to be as aerobic as possible. Addition of structural material, such as small wood particles, or persistent or poorly biodegradable inert material may prevent the compost from sticking together and clogging during the test.

10. Test Specimen

10.1 The test specimen should have sufficient carbon to yield carbon dioxide that can be adequately measured by the trapping apparatus or CO₂ measurements.

10.2 All basic composting parameters, such as C/N, oxygen in the composting vessel, porosity, and moisture content should be optimized so as to make a good composting process possible. The C/N ratio should preferably be between 10 and 40 for both the inoculum and test substance combined. Oxygen levels in the composting vessel should be at least 6 % at all times and no free-standing water nor clumps of material should be present.

10.3 Test specimens may be in the form of films, formed articles, dog bones, granules, powder, or other, and conform to Practice D 618.

11. Procedure

11.1 Preparation of the Samples:

11.1.1 Obtain an inoculum from a properly operating aerobic composting plant treating municipal solid waste, or the organic fraction thereof. If required, further stabilize the inoculum at the laboratory in order to obtain a low CO₂ production (see 9.1.).

11.1.1.1 Screen the inoculum to less than 10 mm and manually remove and discard any large inert items (pieces of glass, stone, wood, etc.). Determine volatile solids, dry solids and nitrogen content according to Test Methods D 3590, D 1888, and APHA Test Methods 2540 D and 2540 E.

11.1.2 Determine volatile solids, dry solids and carbon content of all the test substances according to APHA Test Methods 2540 D and 2540 E and Test Method D 4129.

11.1.3 Weigh out roughly 600 g of dry solids of inoculum and mix with about 100 g of dry solids coming from the sample. Adjust the dry solids content of the mixture in the vessel to approximately 50 % with distilled water. Add ammonium chloride if the C/N ratio is more than 40. Weigh vessels with all of the contents immediately before initiation of the composting process.

11.1.4 The blank consists of the inoculum only, containing about 600 g of dry solids. As references, use thin-layer chromatography cellulose as a positive control and polyethylene as a negative control.

11.1.5 The test material may be in the form of films, formed articles such as dog bones, granules, or powder. The maximum surface area of a compact test material used should be about 2 by 2 cm. In case the original test material is larger, reduce it in particle size.

11.1.6 No more than about ¾ of the volume of the test vessel should be filled with test mixture. Sufficient headspace is required in order to provide enough space for manual shaking of the test mixture.

11.2 *Start-Up Procedure*—Initiate aeration of the composting vessels with air-flow rates that are sufficiently high to ensure that oxygen levels do not drop below 6 % in the exhaust air. Oxygen levels should be closely controlled during the first week and measured at least twice daily. Adjust air-flow rates as needed.

11.3 Operating Procedure:

11.3.1 The composting vessels are incubated in the dark or in diffuse light for a period of 45 days in an enclosure that is free from vapors toxic to microorganisms. The temperature is maintained at 58°C (±2°C). In special cases, for example, when the melting point of the test material is low, another temperature may be chosen. This temperature should be constant during the test and kept in a range of ±2°C. The change of temperature should be justified and clearly indicated in the test report.

11.3.2 Check CO₂ and O₂ concentrations in the outgoing air at least daily with a minimum time interval of 6 h after the first week for the remainder of the test.

¹⁰ For development of this test method, Avicel, available from EM Chemicals, Inc., Hawthorne, New York, was used.

11.3.3 Check air flow daily before the composting vessels and at the outlets, ensuring that no leaks are present in the complete system. Adjust air flow to maintain a CO₂ concentration of at least 2 % volume over volume to allow accurate determination of CO₂ level in the exhaust air.

11.3.4 Ensure proper composting conditions. Shake the composting vessels weekly to prevent extensive channelling, provide uniform attack on the test specimen and provide an even distribution of moisture. In case excessive moisture levels are observed, such as free-standing water in the vessels or clumping due to high moisture content, remove excess liquid by injecting dry air, or by drainage via air inlet. If excessively dry conditions are observed, that will severely slow down the breakdown process, add moisture. During the whole course of the test, make adjustments to ensure proper composting conditions. If adjustments are made, then CO₂ and O₂ concentrations must be monitored closely during the following 72 h and measured at least twice daily with a time interval of more than 6 h.

11.3.5 At the weekly shaking and at the end of the test, record visual observations with regard to compost structure, moisture content and color, fungal development, smell of the exhaust air, and sample disintegration.

11.3.6 The incubation time of 45 days may be extended if significant biodegradation of the test substance is still being observed.

11.4 End of the Test:

11.4.1 At the end of the test, weigh the vessels with the contents and determine the dry solids concentration remaining in the composted material. Volatile solids may be determined if weight loss is to be calculated.

11.4.2 Measure the pH in conformance with Test Methods D 1293. If the pH is less than 7, measure the volatile fatty acids spectrum to indicate souring of the contents in the composting vessel in accordance with Practice D 2908. Measure the pH by diluting the sample on a 5:1 w/w ratio of distilled water to compost inoculum or residue, mix by shaking manually and measure immediately.

11.4.3 If more than 2 g of volatile fatty acids per kilogram of dry matter in the composting vessel is formed, the test must be regarded as invalid.

12. Calculation

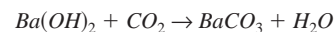
12.1 Determine the total carbon content of the test material by elemental analysis or by calculation if the chemical composition is well established. This allows the theoretical quantity of carbon dioxide evolution to be calculated as follows:

$$\begin{aligned} \text{material} &= w \% \text{ carbon} \\ w/100 \times \text{g of material charged} &= Y \text{ g carbon charged to} \\ \text{compost vessel} &= C_i \\ \text{C} + \text{O}_2 &\rightarrow \text{CO}_2 \\ 12 \text{ g C} &\text{ yields } 44 \text{ g CO}_2 \\ Y \text{ g C} &\text{ yields } \frac{44 \times Y}{12} \text{ g CO}_2 \end{aligned}$$

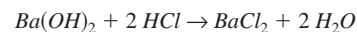
12.2 Determine the cumulative CO₂ production (in grams) from the test substances.

12.2.1 Determine the amount of CO₂ produced by the difference, in millilitres of titrant, between the test substance and blank Ba(OH)₂ traps. Perform the titration with 0.05 N HCl.

12.2.1.1 When CO₂ enters the absorber bottles, it reacts in the following manner:



12.2.1.2 The BaCO₃ formed is insoluble and precipitates. Determine the amount of Ba(OH)₂ remaining in solution by end-point titration with HCl using phenolphthalein as an indicator according to the following equation:



12.2.1.3 From the above two equations, it can be seen that the number of mmol of CO₂ produced is:

$$\text{mmoles of CO}_2 = \text{mmoles of Ba(OH)}_2 \text{ at start} - \frac{\text{mmoles HCl}}{2}$$

12.2.2 For the option with gas chromatography, the cumulative CO₂ production (in grams) is determined from the measurements of flow rate and gas composition and after recalculation to STP (standard temperature and pressure) conditions.

12.2.3 Calculate the amount of cumulative gaseous-carbon produced by each reactor.

12.2.4 Determine the mean (of the three replicates) net gaseous-carbon production by controlled composting of the test substances by subtracting the mean gaseous carbon production of the control (three replicates) containing only the inoculum.

12.3 Calculate the percent of biodegradation by dividing the average net gaseous-carbon production of the test compound by the original average amount of carbon in the test compound and multiplying by 100:

$$\% \text{ biodegradation} = \frac{\text{mean } C_g(\text{test}) - \text{mean } C_g(\text{blank})}{C_i} \times 100$$

where:

C_g = amount of gaseous-carbon produced, g, and
 C_i = amount of carbon in test compound added, g.

12.4 Calculate the standard error, s_e , of the percentage of biodegradation as follows:

$$s_e = \text{SQRT}((s_{\text{test}}^2/n1) + (s_{\text{blank}}^2/n2)) \times 100/C_i$$

$n1$ and $n2$ are the number of replicate test and control digesters respectively; s is the standard deviation of the total gaseous carbon produced.

12.5 Calculate the 95 % confidence limits as follows:

$$95 \% \text{ CL} = \% \text{ biodegradation} \pm (t \times s_e)$$

Where t is the t-distribution value for 95 % probability with $(n1 + n2 - 2)$ degrees of freedom; thus $n = 3 + 3 - 2 = 4$.

13. Interpretation

13.1 Information on the toxicity of the plastic material may be useful in the interpretation of inhibitive effects.

13.2 In most instances when investigating a plastic material, a reference or control substance known to biodegrade is necessary in order to check the activity of the inoculum. If sufficient biodegradation (a minimum of 70 % for cellulose

within 45 days) is not observed with the positive reference, the test must be regarded as invalid and should be repeated, using new inoculum. If the deviation of the percentage of biodegradation of the positive reference is greater than or equal to 20 % at the end of the test, then the test shall be regarded as invalid.

14. Report

14.1 Report the following data and information:

14.1.1 Information on the inoculum, including source, percent dry solids, percent volatile solids, total Kjeldahl nitrogen, activity (CO₂ production in the first ten days), date of collection, storage, and handling.

14.1.2 Carbon content of the plastic materials, positive and negative control, and calculation of the theoretical maximum carbon dioxide production. Report specific information on the size, shape, volume, and thickness of the plastic materials tested, along with the form of the plastic material, that is, sheet, powder, pellet, etc.,

14.1.3 Weight of vessels with contents before and at the end of the test,

14.1.4 Cumulative carbon dioxide evolution and oxygen consumption over time and display graphically. Report apparatus used for carrying out the test method,

14.1.5 Percentage of aerobic biodegradation for each plastic material tested, the standard deviation and 95 % confidence interval for each material or control substance tested for the percent of biodegradation,

14.1.6 Percentage of biodegradation relative to the positive reference (cellulose = 100 %),

14.1.7 Temperature range of test,

14.1.8 pH of compost inoculum and pH of final residues. Volatile fatty acids concentration for vessels with a final pH of less than 7,

14.1.9 Results on the visual observations of the compost inoculum and the test material during and at the end of the test, such as moisture content, fungal development, structure, color, and smell,

14.1.10 Describe qualitatively the disintegration of the test material in the case of a compact test material. Add further information, such as photographs or measured physical values, if these are available, and

14.1.11 Results on weight measurements of compost vessels at the start and at the end of the test, and test material weight loss, if determined.

15. Precision and Bias

15.1 The precision and bias of the procedure in this test method is being determined.

TABLE 1 Results from Within-Laboratory Testing for the Aerobic Biodegradability of Cellulose as a Positive Control Under Controlled Composting Conditions

	Biodegradability after 45 days, %	Standard Deviation, %	95 % Confidence Limit, %
Run 1	76.7	4.9	8.2
Run 2	70.3	2.4	4.8
Run 3	78.9	0.3	2.0
Mean of Three Runs	75.3	2.5	5.0

15.2 Preliminary results for within-laboratory repeatability testing using a controlled composting set-up with gas chromatograph are presented in Table 1. These data represent three different determinations of the degradation of cellulose as a positive reference. The average degradation of cellulose after 45 days of composting at a constant temperature of 50°C (±2°C) was 75.3 %, with an average standard deviation of 2.5 % and an average 95 % confidence limit interval of 5 %. All three runs were carried out within a seven-month period by the same operators. Fig. 3, 4, and 5 represent a graphical view of the third run in which a biodegradability of 78.9 % was obtained as the mean for the three replicates containing cellulose as the positive control, with a standard deviation of 0.3 % and a 95 % confidence limit interval of 2 %. The graphs represent the results from three replicates for the inoculum only as the blanks (see Fig. 3), the cellulose as the positive control (see Fig. 4) and the net CO₂ production per gram of cellulose added (see Fig. 5).

16. Keywords

16.1 aerobic biodegradation; biodegradation; composting; plastics

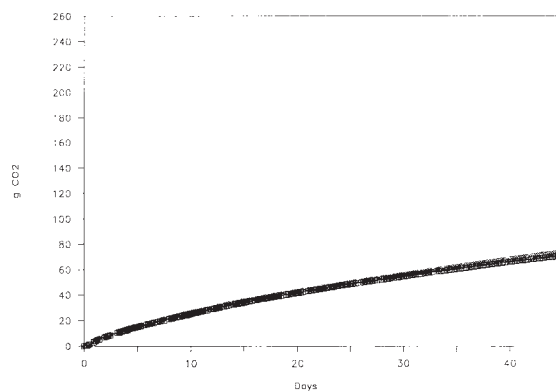


FIG. 3 Cumulative CO₂ Production from Inoculum

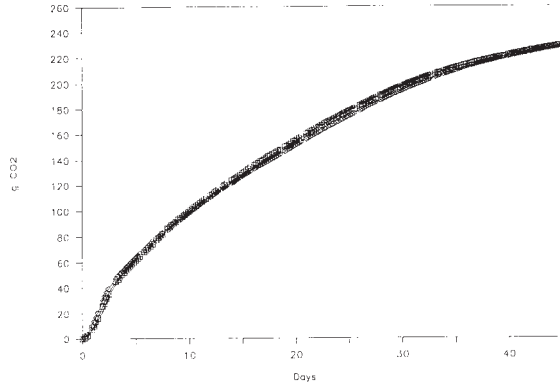


FIG. 4 Cumulative CO₂ Production from Inoculum Plus Cellulose

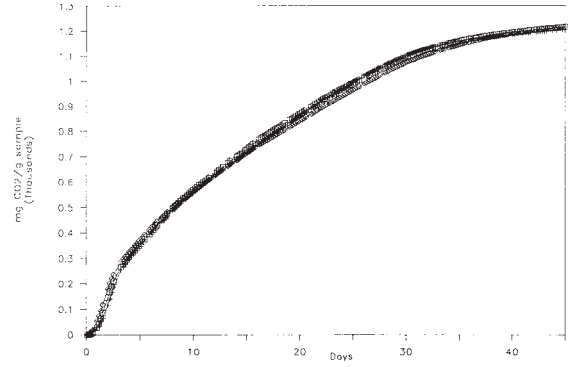


FIG. 5 Net Cumulative CO₂ Production from Cellulose

ASTM International takes no position respecting the validity of any patent rights asserted in connection with any item mentioned in this standard. Users of this standard are expressly advised that determination of the validity of any such patent rights, and the risk of infringement of such rights, are entirely their own responsibility.

This standard is subject to revision at any time by the responsible technical committee and must be reviewed every five years and if not revised, either reapproved or withdrawn. Your comments are invited either for revision of this standard or for additional standards and should be addressed to ASTM International Headquarters. Your comments will receive careful consideration at a meeting of the responsible technical committee, which you may attend. If you feel that your comments have not received a fair hearing you should make your views known to the ASTM Committee on Standards, at the address shown below.

This standard is copyrighted by ASTM International, 100 Barr Harbor Drive, PO Box C700, West Conshohocken, PA 19428-2959, United States. Individual reprints (single or multiple copies) of this standard may be obtained by contacting ASTM at the above address or at 610-832-9585 (phone), 610-832-9555 (fax), or service@astm.org (e-mail); or through the ASTM website (www.astm.org).