



# Standard Practice for Calculation and Adjustment of Sulfate Scaling Salts ( $\text{CaSO}_4$ , $\text{SrSO}_4$ , and $\text{BaSO}_4$ ) for Reverse Osmosis and Nanofiltration<sup>1</sup>

This standard is issued under the fixed designation D 4692; the number immediately following the designation indicates the year of original adoption or, in the case of revision, the year of last revision. A number in parentheses indicates the year of last reapproval. A superscript epsilon ( $\epsilon$ ) indicates an editorial change since the last revision or reapproval.

## 1. Scope

1.1 This practice covers the calculation and adjustment of calcium, strontium, and barium sulfates for the concentrate stream of a reverse osmosis or nanofiltration system. The calculations are used to determine the need for scale control in the operation and design of reverse osmosis and nanofiltration installations. This practice is applicable for all types of reverse osmosis devices (tubular, spiral wound, and hollow fiber) and nanofiltration devices.

1.2 This practice is applicable to both brackish waters and seawaters.

## 2. Referenced Documents

### 2.1 ASTM Standards:

D 511 Test Methods for Calcium and Magnesium in Water<sup>2</sup>

D 516 Test Method for Sulfate Ion in Water<sup>2</sup>

D 1129 Terminology Relating to Water<sup>2</sup>

D 3352 Test Method for Strontium Ion in Brackish Water, Seawater, and Brines<sup>3</sup>

D 4194 Test Methods for Operating Characteristics of Reverse Osmosis Devices<sup>3</sup>

D 4195 Guide for Water Analysis for Reverse Osmosis Application<sup>3</sup>

D 4382 Test Method for Barium in Water, Atomic Absorption Spectrophotometry, Graphite Furnace<sup>2</sup>

## 3. Terminology

3.1 *Definitions*—For definitions of terms used in this practice, refer to Terminology D 1129.

### 3.2 Definitions of Terms Specific to This Standard:

3.2.1 For definitions of terms relating to reverse osmosis, refer to Test Methods D 4194.

<sup>1</sup> This practice is under the jurisdiction of ASTM Committee D19 on Water and is the direct responsibility of Subcommittee D19.08 on Membranes and Ion Exchange Materials.

Current edition approved June 10, 2001. Published August 2001. Originally published as D 4692–87. Last previous edition D 4692–87 (96).

<sup>2</sup> *Annual Book of ASTM Standards*, Vol 11.01.

<sup>3</sup> *Annual Book of ASTM Standards*, Vol 11.02.

## 4. Summary of Practice

4.1 This practice consists of calculating the potential for scaling by  $\text{CaSO}_4$ ,  $\text{SrSO}_4$ , and  $\text{BaSO}_4$  in a reverse osmosis or nanofiltration concentrate stream from the concentration of  $\text{Ca}^{++}$ ,  $\text{Sr}^{++}$ ,  $\text{Ba}^{++}$ , and  $\text{SO}_4^{--}$  in the feed solution and the recovery of the reverse osmosis or nanofiltration system.

4.2 This practice also presents techniques to eliminate scaling by decreasing the recovery, by decreasing the  $\text{Ca}^{++}$ ,  $\text{Sr}^{++}$ , and  $\text{Ba}^{++}$  concentrations in the feed water, and by addition of scale inhibitors.

## 5. Significance and Use

5.1 In the design and operation of reverse osmosis and nanofiltration installations, it is important to predict the  $\text{CaSO}_4$ ,  $\text{SrSO}_4$ , and  $\text{BaSO}_4$  scaling properties of the concentrate stream. Because of the increase in total dissolved solids and the increase in concentration of the scaling salts, the scaling properties of the concentrate stream will be quite different from those of the feed solution. This practice permits the calculation of the scaling potential for the concentrate stream from the feed water analyses and the reverse osmosis or nanofiltration operating parameters.

5.2 Scaling by  $\text{CaSO}_4$ ,  $\text{SrSO}_4$ , and  $\text{BaSO}_4$  will adversely affect the reverse osmosis or nanofiltration performance. This practice gives various procedures for the prevention of scaling.

## 6. Procedure

6.1 Determine the concentrations of  $\text{Ca}^{++}$ ,  $\text{Sr}^{++}$ ,  $\text{Ba}^{++}$ , and  $\text{SO}_4^{--}$  in the feed stream in accordance with Test Methods D 511, D 3352, D 4382, and D 516, respectively.

NOTE 1—If  $\text{H}_2\text{SO}_4$  is used for control of  $\text{CaCO}_3$  scale, measure the  $\text{SO}_4^{--}$  after acid addition.

6.2 Determine the concentration of all major ions using the appropriate methods given in Guide D 4195. At a minimum, the concentrations of  $\text{Mg}^{++}$ ,  $\text{Na}^+$ ,  $\text{HCO}_3^-$ , and  $\text{Cl}^-$  must be determined.

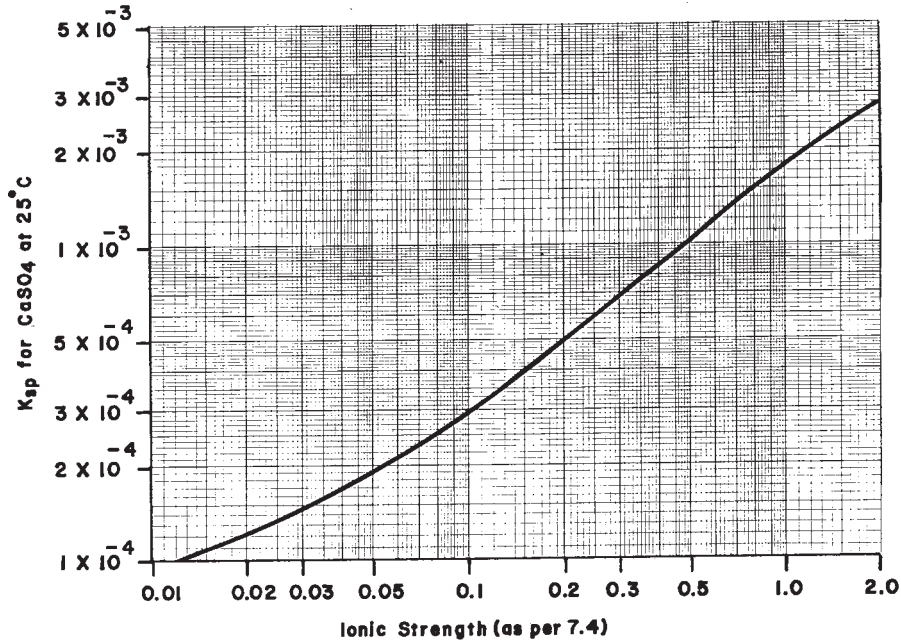


FIG. 1  $K_{sp}$  for  $\text{CaSO}_4$  versus Ionic Strength

7. Calculation

7.1 Calculate the calcium concentration in the concentrate stream from the calcium concentration in the feed solution, from the recovery of the reverse osmosis or nanofiltration system, and from the calcium ion passage as follows:

$$\text{Ca}_c = \text{Ca}_f \times \frac{1 - Y(SP_{Ca})}{1 - Y}$$

where:

- $\text{Ca}_c$  = calcium ion concentration in concentrate, mg/L,
- $\text{Ca}_f$  = calcium ion concentration in feed, mg/L,
- $Y$  = recovery of the reverse osmosis system, expressed as a decimal, and
- $SP_{Ca}$  = calcium ion passage, expressed as a decimal.

NOTE 2— $SP_{Ca}$  can be obtained from the supplier of the reverse osmosis or nanofiltration system. For most reverse osmosis and nanofiltration devices,  $SP_{Ca}$  can be considered to be zero, in which case the equation simplifies to:

$$\text{Ca}_c = \text{Ca}_f \times \frac{1}{1 - Y}$$

This assumption will introduce only a small error.

7.2 Calculate the  $\text{SO}_4^-$  concentration in the concentrate stream from the  $\text{SO}_4^-$  concentration in the feed solution, from the recovery of the reverse osmosis or nanofiltration system, and from the sulfate ion passage by using the appropriate substitutions in the equation given in 7.1. The simplified equation can be used.

7.3 Calculate the concentration of the major ions in the concentrate stream using the appropriate substitutions in the equation given in 7.1. The simplified equation can be used.

7.4 Calculate the ionic strength of the concentrate stream as follows:

$$I_c = \frac{1}{2} \sum \bar{m}_i Z_i^2$$

where:

- $I_c$  = ionic strength of concentrate stream,
- $\bar{m}_i$  = molal concentration of ion,  $i$  (moles/1000 g of water) in the concentrate stream, and
- $Z_i$  = ionic charge of ion,  $i$ .

NOTE 3—The molal concentration is calculated as follows:

$$m_i = \frac{C_i}{1000 MW_i \left[ \frac{10^6 - TDS}{10^6} \right]} = \frac{1000 C_i}{MW_i (10^6 - TDS)}$$

where:

- $C_i$  = concentration of ion,  $i$ , in concentrate stream, mg/L,
- $MW_i$  = molecular weight of ion,  $i$ , and
- $TDS$  = total dissolved solids in concentrate stream, mg/L.

7.5 Calculate the ion product ( $IP_c$ ) for  $\text{CaSO}_4$  in the concentrate stream as follows:

$$IP_c = ({}^m\text{Ca}^{++})_c ({}^m\text{SO}_4^-)_c$$

where:

- $({}^m\text{Ca}^{++})_c$  =  $M \text{Ca}^{++}$  in concentrate, mol/L and
- $({}^m\text{SO}_4^-)_c$  =  $M \text{SO}_4^-$  in concentrate, mol/L.

7.6 Compare  $IP_c$  for  $\text{CaSO}_4$  with the solubility product ( $K_{sp}$ ) of  $\text{CaSO}_4$  at the ionic strength of the concentrate stream (Fig. 1).<sup>4</sup> If  $IP_c > K_{sp}$ ,  $\text{CaSO}_4$  scaling will occur and adjustment is required.

NOTE 4—Some suppliers use a safety factor. Check with the supplier of the reverse osmosis or nanofiltration device to determine if some fraction of the  $K_{sp}$ , for example 0.8  $K_{sp}$ , should be used to compare with  $IP_c$ .

<sup>4</sup> Marshall, W. L. and Slusher, R., "Solubility to 200°C of Sulfate and its Hydrates in Sea Water and Saline Water Concentrates and Temperature, Concentration Limits," *Journal of Chemical and Engineering Data*, Vol 13, No. 1, 1968, p. 83.

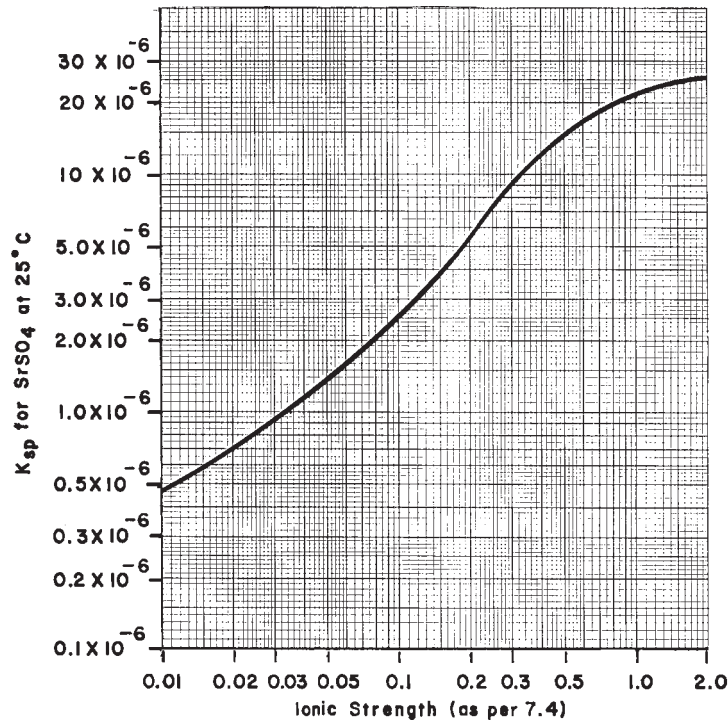


FIG. 2  $K_{sp}$  for  $SrSO_4$  versus Ionic Strength

7.7 Determine the scaling potential for  $SrSO_4$  using the appropriate substitution in steps 7.1 to 7.4. Compare  $IP_c$  for  $SrSO_4$  with the  $K_{sp}$  of  $SrSO_4$  at the ionic strength of the concentrate stream (Fig. 2).<sup>5</sup>

7.8 Determine the scaling potential for  $BaSO_4$  using the appropriate substitutions in steps 7.1-7.4. Compare  $IP_c$  for  $BaSO_4$  with the  $K_{sp}$  of  $BaSO_4$  at the ionic strength of the concentrate stream (Fig. 3).<sup>5</sup>

### 8. Adjustments for Scale Control

8.1 If the  $IP_c$  for  $CaSO_4$ ,  $SrSO_4$ , and  $BaSO_4$  is less than the  $K_{sp}$  or the recommended fraction of  $K_{sp}$ , a higher recovery can be used with respect to scaling by the various salts. Reiteration of the calculations at higher recovery can be used to determine the maximum conversion with respect to scaling by the various salts.

8.2 If the  $IP_c$  for  $CaSO_4$ ,  $SrSO_4$ , or  $BaSO_4$  is greater than the  $K_{sp}$  of the recommended fraction of  $K_{sp}$ , a lower recovery must be used to prevent scaling. Reiteration of the calculations at lower recovery can be used to determine the allowable recovery with respect to scaling by the various salts.

8.3 If the maximum allowable recovery is lower than desired, sodium cycle ion exchange (softening) can be used to remove all or part of the  $Ca^{++}$ ,  $Sr^{++}$ , and  $Ba^{++}$ . This will permit

higher recovery of the reverse osmosis or nanofiltration system with respect to scaling by the various salts.

8.4 Lime softening with lime or lime plus soda ash will decrease the  $Ca^{++}$  concentration and thus permit higher conversion with respect to scaling by  $CaSO_4$ .

8.5 Addition of a scale inhibitor to the feed stream permits operation of the reverse osmosis or nanofiltration system above the  $K_{sp}$  value. Check with supplier of the reverse osmosis or nanofiltration system to determine compatibility of inhibitors, concentration of the inhibitor needed, and amount by which the  $K_{sp}$  can be exceeded when a scale inhibitor is used.

### 9. Reverse Osmosis or Nanofiltration in Operation

9.1 Once a reverse osmosis or nanofiltration system is operating, the scaling potential of  $CaSO_4$ ,  $SrSO_4$ , and  $BaSO_4$  can be directly calculated from the analyses of the concentrate stream and compared with the projected scaling potential calculated above.

### 10. Use of Computers for the Determination of Scaling Potential

10.1 The preceding calculations are adaptable to simple computer analysis.

### 11. Keywords

11.1 barium; calcium; membrane fouling; membrane scaling; nanofiltration; reverse osmosis; strontium; sulfate scaling

<sup>5</sup> Davis, J. W. and Collins, A. G., "Solubility of Barium and Strontium Sulfates in Strong Electrolyte Solutions," *Environmental Science and Technology*, Vol 5, No. 10, 1971, p. 1039.

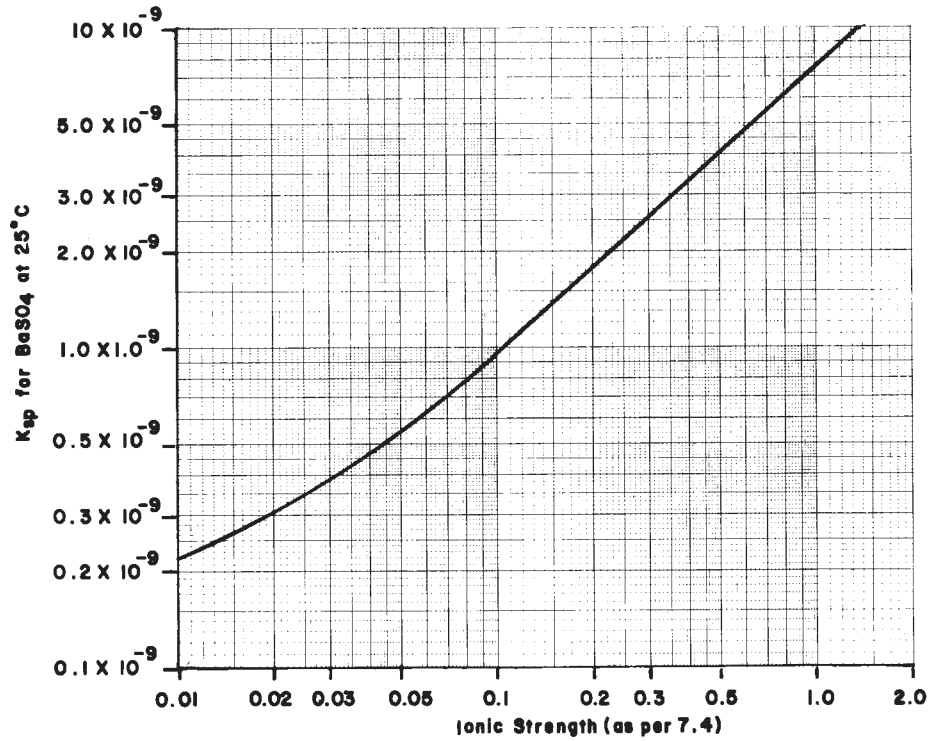


FIG. 3  $K_{sp}$  for  $BaSO_4$  versus Ionic Strength

ASTM International takes no position respecting the validity of any patent rights asserted in connection with any item mentioned in this standard. Users of this standard are expressly advised that determination of the validity of any such patent rights, and the risk of infringement of such rights, are entirely their own responsibility.

This standard is subject to revision at any time by the responsible technical committee and must be reviewed every five years and if not revised, either reapproved or withdrawn. Your comments are invited either for revision of this standard or for additional standards and should be addressed to ASTM International Headquarters. Your comments will receive careful consideration at a meeting of the responsible technical committee, which you may attend. If you feel that your comments have not received a fair hearing you should make your views known to the ASTM Committee on Standards, at the address shown below.

This standard is copyrighted by ASTM International, 100 Barr Harbor Drive, PO Box C700, West Conshohocken, PA 19428-2959, United States. Individual reprints (single or multiple copies) of this standard may be obtained by contacting ASTM at the above address or at 610-832-9585 (phone), 610-832-9555 (fax), or service@astm.org (e-mail); or through the ASTM website (www.astm.org).